


QUARTERLY REPORT OF REVENUE AND OTHER RECEIPTS

As at the Quarter Ending December 31, 2024


Department : Department of Trade and Industry (DTI)
 Agency/Entity : Construction Industry Authority of the Philippines (CIAP)
 Operating Unit : < not applicable >
 Organization Code (UACS) : 22 007 0000000
 Fund Cluster : 01 - Regular Agency Fund

Classification/Sources of Revenue and Other Receipts	UACS CODE	REVENUE TARGET (Annual) per BESF	Actual Revenue and Other Receipts Collections					Cumulative Remittance/Deposits to Date			Variance		Remarks
			1st Quarter Ending March 31	2nd Quarter Ending June 30	3rd Quarter Ending September 30	4th Quarter Ending December 31	Total	Remittance to BTr	Deposited with AGDB	Total	Amount	%	
1	2	3	4	5	6	7	8=(4+5+6+7)	9	10	11=(9+10)	12=(8-3)	13=(12/3)	14
Regular Agency Fund		0.00	27,410,657.36	5,887,331.63	4,342,218.77	7,799,735.08	45,439,942.84	45,426,582.84	0.00	45,426,582.84	45,439,942.84	0 %	
Revenue Collections		0.00	27,410,657.36	5,887,331.63	4,342,218.77	7,799,735.08	45,439,942.84	45,426,582.84	0.00	45,426,582.84	45,439,942.84	0 %	
Cash Revenue		0.00	27,410,657.36	5,887,331.63	4,342,218.77	7,799,735.08	45,439,942.84	45,426,582.84	0.00	45,426,582.84	45,439,942.84	0 %	
Non-Tax		0.00	27,410,657.36	5,887,331.63	4,342,218.77	7,799,735.08	45,439,942.84	45,426,582.84	0.00	45,426,582.84	45,439,942.84	0 %	
Registration Fees	4020102000	0.00	1,952,760.00	1,089,942.00	595,542.00	338,542.00	3,976,786.00	3,971,986.00	0.00	3,971,986.00	3,976,786.00	0 %	
Certification Fees	4020104002	0.00	48.00	0.00	0.00	0.00	48.00	48.00	0.00	48.00	48.00	0 %	
Licensing Fees	4020106000	0.00	95,100.00	20,000.00	17,200.00	21,700.00	154,000.00	153,800.00	0.00	153,800.00	154,000.00	0 %	
Filing Fees	4020113007	0.00	1,374,000.00	696,000.00	297,600.00	324,000.00	2,691,600.00	2,688,112.00	0.00	2,688,112.00	2,691,600.00	0 %	
Review Fees	4020113011	0.00	19,310,258.44	2,729,878.00	2,696,286.77	5,772,781.08	30,509,204.29	30,504,404.29	0.00	30,504,404.29	30,509,204.29	0 %	
Other Processing Fees	4020113099	0.00	31,389.12	10,911.63	9,590.00	11,552.00	63,442.75	63,370.75	0.00	63,370.75	63,442.75	0 %	
Fines and Penalties - Service Income	4020114000	0.00	4,647,101.80	1,340,600.00	726,000.00	1,331,160.00	8,044,861.80	8,044,861.80	0.00	8,044,861.80	8,044,861.80	0 %	
GRAND TOTAL		0.00	27,410,657.36	5,887,331.63	4,342,218.77	7,799,735.08	45,439,942.84	45,426,582.84	0.00	45,426,582.84	45,439,942.84	0 %	

Certified Correct:

 ALMA VENUS L. ESTRADA
 Officer-in-Charge, Accounting Section

Recommending Approval By:

 RUFINO H. TIVADA
 Chief Administrative Officer


Approved By:

 ATTY. HERBERT D.G. MATIENZO
 Acting Executive Director, CIAP

QUARTERLY REPORT OF REVENUE AND OTHER RECEIPTS

As at the Quarter Ending December 31, 2024

Department : Department of Trade and Industry (DTI)
 Agency/Entity : Construction Industry Authority of the Philippines (CIAP)
 Operating Unit : < not applicable >
 Organization Code (UACS) : 22 007 0000000
 Fund Cluster : 05 - Internally Generated Funds

Classification/Sources of Revenue and Other Receipts	UACS CODE	REVENUE TARGET (Annual) per BESF	Actual Revenue and Other Receipts Collections					Cumulative Remittance/Deposits to Date			Variance		Remarks
			1st Quarter Ending March 31	2nd Quarter Ending June 30	3rd Quarter Ending September 30	4th Quarter Ending December 31	Total	Remittance to BTR	Deposited with AGDB	Total	Amount	%	
1	2	3	4	5	6	7	8=(4+5+6+7)	9	10	11=(9+10)	12=(8-3)	13=(12/3)	14
Internally Generated Funds		369,970,000.00	69,380,032.00	114,114,536.00	99,295,159.00	116,854,691.00	399,644,418.00	0.00	0.00	0.00	29,674,418.00	8 %	
Revenue Collections		369,970,000.00	69,380,032.00	114,114,536.00	99,295,159.00	116,854,691.00	399,644,418.00	0.00	0.00	0.00	29,674,418.00	8 %	
Cash Revenue		369,970,000.00	69,380,032.00	114,114,536.00	99,295,159.00	116,854,691.00	399,644,418.00	0.00	0.00	0.00	29,674,418.00	8 %	
Non-Tax		369,970,000.00	69,380,032.00	114,114,536.00	99,295,159.00	116,854,691.00	399,644,418.00	0.00	0.00	0.00	29,674,418.00	8 %	
Registration Fees	4020102000	38,643,000.00	11,151,452.00	17,708,644.00	16,640,670.00	12,778,724.00	58,279,490.00	0.00	0.00	0.00	19,636,490.00	51 %	
Certification Fees	4020104002	146,000,000.00	15,534.00	12,288.00	17,358.00	16,992.00	62,172.00	0.00	0.00	0.00	(145,937,828.00)	-100 %	
Licensing Fees	4020106000	1,650,000.00	307,900.00	498,000.00	642,100.00	699,892.00	2,147,892.00	0.00	0.00	0.00	497,892.00	30 %	
Filing Fees	4020113007	34,501,000.00	4,632,100.00	7,866,466.00	9,492,998.00	9,746,094.00	31,737,658.00	0.00	0.00	0.00	(2,763,342.00)	-8 %	
Review Fees	4020113011	121,212,000.00	34,865,486.00	62,676,080.00	42,586,410.00	57,549,080.00	197,677,056.00	0.00	0.00	0.00	76,465,056.00	63 %	
Other Processing Fees	4020113099	1,105,000.00	287,496.00	319,060.00	394,000.00	313,946.00	1,314,502.00	0.00	0.00	0.00	209,502.00	19 %	
Fines and Penalties - Service Income	4020114000	24,886,000.00	18,120,064.00	25,033,998.00	29,521,623.00	35,749,963.00	108,425,648.00	0.00	0.00	0.00	83,539,648.00	336 %	
Other Service Income	4020199099	1,973,000.00	0.00	0.00	0.00	0.00	0.00	0.00	0.00	0.00	(1,973,000.00)	-100 %	
GRAND TOTAL		369,970,000.00	69,380,032.00	114,114,536.00	99,295,159.00	116,854,691.00	399,644,418.00	0.00	0.00	0.00	29,674,418.00	8 %	

Certified Correct:

 ALMA VENUS L. ESTRADA
 Officer-in-Charge, Accounting Section

Recommending Approval By:

 RUFINO H. TIVIDAD
 Chief Administrative Officer


Approved By:


 ATTY. HERBERT D.G. MATIENZO
 Acting Executive Director, CIAP


QUARTERLY REPORT OF REVENUE AND OTHER RECEIPTS
As at the Quarter Ending December 31, 2024

Department : Department of Trade and Industry (DTI)
 Agency/Entity : Construction Industry Authority of the Philippines (CIAP)
 Operating Unit : < not applicable >
 Organization Code (UACS) : 22 007 0000000
 Fund Cluster : 06 - Business Related Funds

Classification/Sources of Revenue and Other Receipts	UACS CODE	REVENUE TARGET (Annual) per BESF	Actual Revenue and Other Receipts Collections					Cumulative Remittance/Deposits to Date			Variance		Remarks
			1st Quarter Ending March 31	2nd Quarter Ending June 30	3rd Quarter Ending September 30	4th Quarter Ending December 31	Total	Remittance to BTr	Deposited with AGDB	Total	Amount	%	
1	2	3	4	5	6	7	8=(4+5+6+7)	9	10	11=(9+10)	12=(8-3)	13=(12/3)	14
Business Related Funds		2,514,000.00	901,897.20	679,109.90	404,824.30	1,357,395.80	3,343,227.20	3,343,227.20	0.00	3,343,227.20	829,227.20	33 %	
Revenue Collections		2,514,000.00	901,897.20	679,109.90	404,824.30	1,357,395.80	3,343,227.20	3,343,227.20	0.00	3,343,227.20	829,227.20	33 %	
Cash Revenue		2,514,000.00	901,897.20	679,109.90	404,824.30	1,357,395.80	3,343,227.20	3,343,227.20	0.00	3,343,227.20	829,227.20	33 %	
Non-Tax		2,514,000.00	901,897.20	679,109.90	404,824.30	1,357,395.80	3,343,227.20	3,343,227.20	0.00	3,343,227.20	829,227.20	33 %	
Income from Hostels/Dormitories and other Like facilities	4020213000	2,514,000.00	901,897.20	679,109.90	404,824.30	1,357,395.80	3,343,227.20	3,343,227.20	0.00	3,343,227.20	829,227.20	33 %	
GRAND TOTAL		2,514,000.00	901,897.20	679,109.90	404,824.30	1,357,395.80	3,343,227.20	3,343,227.20	0.00	3,343,227.20	829,227.20	33 %	

Certified Correct:

 ALMA VENUS L. ESTRADA
 Officer-in-Charge, Accounting Section

Recommending Approval By:

 RUFINO H. TIVIDAD
 Chief Administrative Officer

Approved By:

 ATTY. HERBERT D.G. MATIENZO
 Acting Executive Director, CIAP