

STATEMENT OF APPROVED BUDGET, UTILIZATIONS, DISBURSEMENTS AND BALANCES

(For Off-Budgetary Funds)

As at the Quarter Ending September 30, 2024

Department : Department of Trade and Industry (DTI)  
 Agency/Entity : Construction Industry Authority of the Philippines (CIAP)  
 Operating Unit : < not applicable >  
 Organization Code (UACS) : 22 007 0000000  
 Fund Cluster : 06 - Business Related Funds  
 (e.g. UACS Fund Cluster: 05-Internally Generated Funds and 06-Business Related Funds)

| Particulars  | UACS CODE        | Approved Budget           |  |                           | Utilizations                |                            |                                 |                                |              | Disbursements               |                            |                                 |                                | Balances         |                   |                                    |      |
|--|------------------|---------------------------|--|---------------------------|-----------------------------|----------------------------|---------------------------------|--------------------------------|--------------|-----------------------------|----------------------------|---------------------------------|--------------------------------|------------------|-------------------|------------------------------------|------|
|  |                  | Approved Budgeted Revenue | Adjustments (Reductions, Modifications/ Augmentations) | Adjusted Budgeted Revenue | 1st Quarter Ending March 31 | 2nd Quarter Ending June 30 | 3rd Quarter Ending September 30 | 4th Quarter Ending December 31 | Total        | 1st Quarter Ending March 31 | 2nd Quarter Ending June 30 | 3rd Quarter Ending September 30 | 4th Quarter Ending December 31 | Total            | Unutilized Budget | Unpaid Obligations (10-15)=(17+18) |      |
| 1  | 2                | 3                         | 4  | 5=[(3+(-)4)]              | 6                           | 7                          | 8                               | 9                              | 10=(6+7+8+9) | 11                          | 12                         | 13                              | 14                             | 15=(11+12+13+14) | 16=(5-10)         | 17                                 | 18   |
| <b>Operations</b>  | 3000000000000000 | 17,288,000.00             | 0.00   | 17,288,000.00             | 502,647.86                  | 1,592,663.98               | 1,809,451.21                    | 0.00                           | 3,904,763.05 | 502,647.86                  | 1,592,663.98               | 1,809,451.21                    | 0.00                           | 3,904,763.05     | 13,383,236.95     | 0.00                               | 0.00 |
| OO : Competitiveness of the construction industry increased q      | 3100000000000000 | 17,288,000.00             | 0.00   | 17,288,000.00             | 502,647.86                  | 1,592,663.98               | 1,809,451.21                    | 0.00                           | 3,904,763.05 | 502,647.86                  | 1,592,663.98               | 1,809,451.21                    | 0.00                           | 3,904,763.05     | 13,383,236.95     | 0.00                               | 0.00 |
| CONSTRUCTION INDUSTRY DEVELOPMENT PROGRAM                          | 3101000000000000 | 17,288,000.00             | 0.00   | 17,288,000.00             | 502,647.86                  | 1,592,663.98               | 1,809,451.21                    | 0.00                           | 3,904,763.05 | 502,647.86                  | 1,592,663.98               | 1,809,451.21                    | 0.00                           | 3,904,763.05     | 13,383,236.95     | 0.00                               | 0.00 |
| Capacity building for human resources in the construction industry | 310100100003000  | 17,288,000.00             | 0.00   | 17,288,000.00             | 502,647.86                  | 1,592,663.98               | 1,809,451.21                    | 0.00                           | 3,904,763.05 | 502,647.86                  | 1,592,663.98               | 1,809,451.21                    | 0.00                           | 3,904,763.05     | 13,383,236.95     | 0.00                               | 0.00 |
| MOOE   |                  | 0.00                      | 3,775,675.05   | 3,775,675.05              | 502,647.86                  | 1,463,575.98               | 1,809,451.21                    | 0.00                           | 3,775,675.05 | 502,647.86                  | 1,463,575.98               | 1,809,451.21                    | 0.00                           | 3,775,675.05     | 0.00              | 0.00                               | 0.00 |
| CO   |                  | 17,288,000.00             | (3,775,675.05)   | 13,512,324.95             | 0.00                        | 129,088.00                 | 0.00                            | 0.00                           | 129,088.00   | 0.00                        | 129,088.00                 | 0.00                            | 0.00                           | 129,088.00       | 13,383,236.95     | 0.00                               | 0.00 |
| <b>Sub-Total, Operations</b>                                       |                  | 17,288,000.00             | 0.00   | 17,288,000.00             | 502,647.86                  | 1,592,663.98               | 1,809,451.21                    | 0.00                           | 3,904,763.05 | 502,647.86                  | 1,592,663.98               | 1,809,451.21                    | 0.00                           | 3,904,763.05     | 13,383,236.95     | 0.00                               | 0.00 |
| PS   |                  | 0.00                      | 0.00   | 0.00                      | 0.00                        | 0.00                       | 0.00                            | 0.00                           | 0.00         | 0.00                        | 0.00                       | 0.00                            | 0.00                           | 0.00             | 0.00              | 0.00                               | 0.00 |
| MOOE   |                  | 0.00                      | 3,775,675.05   | 3,775,675.05              | 502,647.86                  | 1,463,575.98               | 1,809,451.21                    | 0.00                           | 3,775,675.05 | 502,647.86                  | 1,463,575.98               | 1,809,451.21                    | 0.00                           | 3,775,675.05     | 0.00              | 0.00                               | 0.00 |
| FinEx (if Applicable)  |                  | 0.00                      | 0.00   | 0.00                      | 0.00                        | 0.00                       | 0.00                            | 0.00                           | 0.00         | 0.00                        | 0.00                       | 0.00                            | 0.00                           | 0.00             | 0.00              | 0.00                               | 0.00 |
| CO   |                  | 17,288,000.00             | (3,775,675.05)   | 13,512,324.95             | 0.00                        | 129,088.00                 | 0.00                            | 0.00                           | 129,088.00   | 0.00                        | 129,088.00                 | 0.00                            | 0.00                           | 129,088.00       | 13,383,236.95     | 0.00                               | 0.00 |
| <b>GRAND TOTAL</b>   |                  |                           | 0.00   | 17,288,000.00             | 502,647.86                  | 1,592,663.98               | 1,809,451.21                    | 0.00                           | 3,904,763.05 | 502,647.86                  | 1,592,663.98               | 1,809,451.21                    | 0.00                           | 3,904,763.05     | 13,383,236.95     | 0.00                               | 0.00 |
| PS   |                  | 0.00                      | 0.00   | 0.00                      | 0.00                        | 0.00                       | 0.00                            | 0.00                           | 0.00         | 0.00                        | 0.00                       | 0.00                            | 0.00                           | 0.00             | 0.00              | 0.00                               | 0.00 |
| MOOE   |                  | 0.00                      | 3,775,675.05   | 3,775,675.05              | 502,647.86                  | 1,463,575.98               | 1,809,451.21                    | 0.00                           | 3,775,675.05 | 502,647.86                  | 1,463,575.98               | 1,809,451.21                    | 0.00                           | 3,775,675.05     | 0.00              | 0.00                               | 0.00 |
| FinEx (if Applicable)  |                  | 0.00                      | 0.00   | 0.00                      | 0.00                        | 0.00                       | 0.00                            | 0.00                           | 0.00         | 0.00                        | 0.00                       | 0.00                            | 0.00                           | 0.00             | 0.00              | 0.00                               | 0.00 |
| CO   |                  | 17,288,000.00             | (3,775,675.05)   | 13,512,324.95             | 0.00                        | 129,088.00                 | 0.00                            | 0.00                           | 129,088.00   | 0.00                        | 129,088.00                 | 0.00                            | 0.00                           | 129,088.00       | 13,383,236.95     | 0.00                               | 0.00 |


Certified Correct:

  
**KARISSA MARIE V. CASTILLO**  
 Budget Officer III


Certified Correct:

  
**ALIMA VENUS L. ESTRADA**  
 Accountant II

Recommending Approval By:

  
**RUFINO H. TIVADA**  
 Chief Administrative Officer

Approved By:

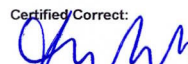
  
**ATTY. HERBERT D.G. MATIENZO**  
 Acting Executive Director, CIAP

**STATEMENT OF APPROVED BUDGET, UTILIZATIONS, DISBURSEMENTS AND BALANCES**  
**(For Off-Budgetary Funds)**  
**As at the Quarter Ending September 30, 2024**

Department : Department of Trade and Industry (DTI)  
 Agency/Entity : Construction Industry Authority of the Philippines (CIAP)  
 Operating Unit : < not applicable >  
 Organization Code (UACS) : 22 007 0000000  
 Fund Cluster : 05 - Internally Generated Funds  
 (e.g. UACS Fund Cluster: 05-Internally Generated Funds and 06-Business Related Funds)

| Particulars  | UACS CODE        | Approved Budget           |  |                           | Utilizations                |                            |                                 |                                |               | Disbursements               |                            |                                 |                                |                  | Balances          |                                    |                            |
|--|------------------|---------------------------|--|---------------------------|-----------------------------|----------------------------|---------------------------------|--------------------------------|---------------|-----------------------------|----------------------------|---------------------------------|--------------------------------|------------------|-------------------|------------------------------------|----------------------------|
|  |                  | Approved Budgeted Revenue | Adjustments (Reductions, Modifications/ Augmentations) | Adjusted Budgeted Revenue | 1st Quarter Ending March 31 | 2nd Quarter Ending June 30 | 3rd Quarter Ending September 30 | 4th Quarter Ending December 31 | Total         | 1st Quarter Ending March 31 | 2nd Quarter Ending June 30 | 3rd Quarter Ending September 30 | 4th Quarter Ending December 31 | Total            | Unutilized Budget | Unpaid Obligations (10-15)=(17+18) |                            |
|  |                  |                           |  |                           |                             |                            |                                 |                                |               |                             |                            |                                 |                                |                  |                   | Due and Demandable                 | Not Yet Due and Demandable |
| 1  | 2                | 3                         | 4  | 5=(3+(-4))                | 6                           | 7                          | 8                               | 9                              | 10=(6+7+8+9)  | 11                          | 12                         | 13                              | 14                             | 15=(11+12+13+14) | 16=(5-10)         | 17                                 | 18                         |
| <b>Operations</b>  | 3000000000000000 | 68,226,000.00             | 0.00   | 68,226,000.00             | 349,414.32                  | 2,493,043.34               | 8,348,786.71                    | 0.00                           | 11,191,244.37 | 349,414.32                  | 2,493,043.34               | 8,348,786.71                    | 0.00                           | 11,191,244.37    | 57,034,755.63     | 0.00                               | 0.00                       |
| OO - Competitiveness of the construction industry increased q  | 3100000000000000 | 68,226,000.00             | 0.00   | 68,226,000.00             | 349,414.32                  | 2,493,043.34               | 8,348,786.71                    | 0.00                           | 11,191,244.37 | 349,414.32                  | 2,493,043.34               | 8,348,786.71                    | 0.00                           | 11,191,244.37    | 57,034,755.63     | 0.00                               | 0.00                       |
| CONSTRUCTION INDUSTRY REGULATORY PROGRAM   | 3102000000000000 | 68,226,000.00             | 0.00   | 68,226,000.00             | 349,414.32                  | 2,493,043.34               | 8,348,786.71                    | 0.00                           | 11,191,244.37 | 349,414.32                  | 2,493,043.34               | 8,348,786.71                    | 0.00                           | 11,191,244.37    | 57,034,755.63     | 0.00                               | 0.00                       |
| Licensing, accreditation and registration of construction contractors (domestic and overseas) and issuance of overseas project authorization | 310200100001000  | 68,226,000.00             | 0.00   | 68,226,000.00             | 349,414.32                  | 2,493,043.34               | 8,348,786.71                    | 0.00                           | 11,191,244.37 | 349,414.32                  | 2,493,043.34               | 8,348,786.71                    | 0.00                           | 11,191,244.37    | 57,034,755.63     | 0.00                               | 0.00                       |
| MOOE   |                  | 0.00                      | 8,208,044.37   | 8,208,044.37              | 349,414.32                  | 2,493,043.34               | 5,365,586.71                    | 0.00                           | 8,208,044.37  | 349,414.32                  | 2,493,043.34               | 5,365,586.71                    | 0.00                           | 8,208,044.37     | 0.00              | 0.00                               | 0.00                       |
| CO   |                  | 68,226,000.00             | (8,208,044.37)   | 60,017,955.63             | 0.00                        | 0.00                       | 2,983,200.00                    | 0.00                           | 2,983,200.00  | 0.00                        | 0.00                       | 2,983,200.00                    | 0.00                           | 2,983,200.00     | 57,034,755.63     | 0.00                               | 0.00                       |
| <b>Sub-Total, Operations</b>   |                  | 68,226,000.00             | 0.00   | 68,226,000.00             | 349,414.32                  | 2,493,043.34               | 8,348,786.71                    | 0.00                           | 11,191,244.37 | 349,414.32                  | 2,493,043.34               | 8,348,786.71                    | 0.00                           | 11,191,244.37    | 57,034,755.63     | 0.00                               | 0.00                       |
| <b>PS</b>  |                  | 0.00                      | 0.00   | 0.00                      | 0.00                        | 0.00                       | 0.00                            | 0.00                           | 0.00          | 0.00                        | 0.00                       | 0.00                            | 0.00                           | 0.00             | 0.00              | 0.00                               | 0.00                       |
| MOOE   |                  | 0.00                      | 8,208,044.37   | 8,208,044.37              | 349,414.32                  | 2,493,043.34               | 5,365,586.71                    | 0.00                           | 8,208,044.37  | 349,414.32                  | 2,493,043.34               | 5,365,586.71                    | 0.00                           | 8,208,044.37     | 0.00              | 0.00                               | 0.00                       |
| FinEx (if Applicable)  |                  | 0.00                      | 0.00   | 0.00                      | 0.00                        | 0.00                       | 0.00                            | 0.00                           | 0.00          | 0.00                        | 0.00                       | 0.00                            | 0.00                           | 0.00             | 0.00              | 0.00                               | 0.00                       |
| CO   |                  | 68,226,000.00             | (8,208,044.37)   | 60,017,955.63             | 0.00                        | 0.00                       | 2,983,200.00                    | 0.00                           | 2,983,200.00  | 0.00                        | 0.00                       | 2,983,200.00                    | 0.00                           | 2,983,200.00     | 57,034,755.63     | 0.00                               | 0.00                       |
| <b>GRAND TOTAL</b>   |                  |                           | 0.00   | 68,226,000.00             | 349,414.32                  | 2,493,043.34               | 8,348,786.71                    | 0.00                           | 11,191,244.37 | 349,414.32                  | 2,493,043.34               | 8,348,786.71                    | 0.00                           | 11,191,244.37    | 57,034,755.63     | 0.00                               | 0.00                       |
| PS   |                  | 0.00                      | 0.00   | 0.00                      | 0.00                        | 0.00                       | 0.00                            | 0.00                           | 0.00          | 0.00                        | 0.00                       | 0.00                            | 0.00                           | 0.00             | 0.00              | 0.00                               | 0.00                       |
| MOOE   |                  | 0.00                      | 8,208,044.37   | 8,208,044.37              | 349,414.32                  | 2,493,043.34               | 5,365,586.71                    | 0.00                           | 8,208,044.37  | 349,414.32                  | 2,493,043.34               | 5,365,586.71                    | 0.00                           | 8,208,044.37     | 0.00              | 0.00                               | 0.00                       |
| FinEx (if Applicable)  |                  | 0.00                      | 0.00   | 0.00                      | 0.00                        | 0.00                       | 0.00                            | 0.00                           | 0.00          | 0.00                        | 0.00                       | 0.00                            | 0.00                           | 0.00             | 0.00              | 0.00                               | 0.00                       |
| CO   |                  | 68,226,000.00             | (8,208,044.37)   | 60,017,955.63             | 0.00                        | 0.00                       | 2,983,200.00                    | 0.00                           | 2,983,200.00  | 0.00                        | 0.00                       | 2,983,200.00                    | 0.00                           | 2,983,200.00     | 57,034,755.63     | 0.00                               | 0.00                       |

Certified Correct:  
  
 KARISSA MARIE CASTILLO  
 Budget Officer III

Certified Correct:  
  
 ALMA VENUS L. ESTRADA  
 Accountant II

Recommending Approval By:  
  
 RUPINO H. TIVIDAD  
 Chief Administrative Officer

Approved By:  
  
 ATTY. HERBERT D.G. MATIENZO  
 Actina Executive Director, CIAP