

STATEMENT OF APPROPRIATIONS, ALLOTMENTS, OBLIGATIONS, DISBURSEMENTS AND BALANCES
As at the Quarter Ending September 30, 2024

Department : Department of Trade and Industry (DTI)
Agency/Entity : Construction Industry Authority of the Philippines (CIAP)
Operating Unit : < not applicable >
Organization Code (UACS) : 22 007 0000000
Fund Cluster : 01 - Regular Agency Fund

Table with 2 columns: Input box (containing 'X') and Description (Current Year Appropriations, Supplemental Appropriations, Continuing Appropriations)

(e.g. UACS Fund Cluster: 01-Regular Agency Fund, 02-Foreign Assisted Projects Fund, 03-Special Account-Locally Funded/Domestic Grants Fund, and 04-Special Account-Foreign Assisted/Foreign Grants Fund)

Main data table with columns for Particulars, UACS CODE, Appropriations, Allotments, Current Year Obligations, Current Year Disbursements, and Balances. It lists various programs like General Administration and Support, PS, MOOE, CO, etc.


Department : Department of Trade and Industry (DTI)
 Agency/Entity : Construction Industry Authority of the Philippines (CIAP)
 Operating Unit : < not applicable >
 Organization Code (UACS) : 22 007 0000000
 Fund Cluster : 01 - Regular Agency Fund

X	Current Year Appropriations
	Supplemental Appropriations
	Continuing Appropriations


(e.g. UACS Fund Cluster: 01-Regular Agency Fund, 02-Foreign Assisted Projects Fund, 03-Special Account-Locally Funded/Domestic Grants Fund, and 04-Special Account-Foreign Assisted/Foreign Grants Fund)

Particulars	UACS CODE	Appropriations			Allotments			Current Year Obligations					Current Year Disbursements					Balances						
		Authorized Appropriations	Adjustments (Transfer To/From, Modifications/)	Adjusted Appropriations	Allotments Received	Adjustments (Reductions, Modifications/ Augmentation)	Transfer To	Transfer From	Adjusted Allotments	1st Quarter Ending March 31	2nd Quarter Ending June 30	3rd Quarter Ending September 30	4th Quarter Ending December 31	Total	1st Quarter Ending March 31	2nd Quarter Ending June 30	3rd Quarter Ending September 30	4th Quarter Ending December 31	Total	Unreleased Appropriations	Unobligated Allotments	Unpaid Obligations (15-20)=(23+24)		
1	2	3	4	5=(3+4)	6	7	8	9	10=[(6+(-)7)-8+9]	11	12	13	14	15=(11+12+13+14)	16	17	18	19	20=(16+17+18+19)	21	22	23	24	
For payment of Personnel Benefits		0.00	3,262,000.00	3,262,000.00	0.00	3,262,000.00	0.00	0.00	3,262,000.00	0.00	0.00	0.00	0.00	0.00	0.00	0.00	0.00	0.00	0.00	0.00	0.00	3,262,000.00	0.00	0.00
PS		0.00	3,262,000.00	3,262,000.00	0.00	3,262,000.00	0.00	0.00	3,262,000.00	0.00	0.00	0.00	0.00	0.00	0.00	0.00	0.00	0.00	0.00	0.00	0.00	3,262,000.00	0.00	0.00
Sub-Total III. Special Purpose Fund		0.00	5,777,841.00	5,777,841.00	0.00	5,777,841.00	0.00	0.00	5,777,841.00	0.00	2,365,425.23	139,367.75	0.00	2,504,792.98	0.00	2,365,425.23	139,367.75	0.00	2,504,792.98	0.00	3,273,048.02	0.00	0.00	0.00
PS		0.00	5,777,841.00	5,777,841.00	0.00	5,777,841.00	0.00	0.00	5,777,841.00	0.00	2,365,425.23	139,367.75	0.00	2,504,792.98	0.00	2,365,425.23	139,367.75	0.00	2,504,792.98	0.00	3,273,048.02	0.00	0.00	0.00
MOOE		0.00	0.00	0.00	0.00	0.00	0.00	0.00	0.00	0.00	0.00	0.00	0.00	0.00	0.00	0.00	0.00	0.00	0.00	0.00	0.00	0.00	0.00	0.00
FinEx		0.00	0.00	0.00	0.00	0.00	0.00	0.00	0.00	0.00	0.00	0.00	0.00	0.00	0.00	0.00	0.00	0.00	0.00	0.00	0.00	0.00	0.00	0.00
CO		0.00	0.00	0.00	0.00	0.00	0.00	0.00	0.00	0.00	0.00	0.00	0.00	0.00	0.00	0.00	0.00	0.00	0.00	0.00	0.00	0.00	0.00	0.00
IV. Reversion of the Unobligated Allotments charged against R.A. Nos.		0.00	0.00	0.00	0.00	0.00	0.00	0.00	0.00	0.00	0.00	0.00	0.00	0.00	0.00	0.00	0.00	0.00	0.00	0.00	0.00	0.00	0.00	0.00
GRAND TOTAL		193,506,000.00	6,076,841.00	199,582,841.00	193,805,000.00	5,777,841.00	0.00	0.00	199,582,841.00	43,919,505.82	53,142,094.89	36,906,756.35	0.00	133,968,357.06	31,198,673.61	38,961,478.94	42,607,939.18	0.00	112,768,091.73	0.00	65,614,483.94	21,200,265.33	0.00	0.00
PS		72,164,000.00	6,076,841.00	78,240,841.00	72,463,000.00	5,777,841.00	0.00	0.00	78,240,841.00	17,645,013.35	23,244,377.03	19,791,973.97	0.00	60,681,364.35	17,632,567.02	23,167,295.24	19,802,515.39	0.00	60,602,377.65	0.00	17,559,476.65	78,986.70	0.00	0.00
MOOE		104,658,000.00	0.00	104,658,000.00	104,658,000.00	0.00	0.00	0.00	104,658,000.00	21,731,452.47	29,897,717.86	16,914,382.38	0.00	68,543,552.71	13,566,106.59	15,794,183.70	18,061,983.79	0.00	47,422,274.08	0.00	36,114,447.29	21,121,278.63	0.00	0.00
CO		16,684,000.00	0.00	16,684,000.00	16,684,000.00	0.00	0.00	0.00	16,684,000.00	4,543,040.00	0.00	200,400.00	0.00	4,743,440.00	0.00	0.00	4,743,440.00	0.00	4,743,440.00	0.00	11,940,560.00	0.00	0.00	0.00
Recapitulation by OO:																								
I. Agency Specific Budget		64,566,000.00	0.00	64,566,000.00	64,566,000.00	0.00	0.00	0.00	64,566,000.00	16,175,930.41	16,868,913.28	17,989,425.19	0.00	51,034,268.88	13,083,310.51	17,267,509.74	17,504,597.11	0.00	47,855,417.36	0.00	13,531,731.12	3,178,851.52	0.00	0.00
CONSTRUCTION INDUSTRY DEVELOPMENT PROGRAM		39,408,000.00	0.00	39,408,000.00	39,408,000.00	0.00	0.00	0.00	39,408,000.00	10,156,529.72	9,542,428.37	10,889,610.76	0.00	30,588,566.85	7,079,547.29	9,970,975.58	10,366,797.62	0.00	27,417,320.49	0.00	8,819,433.15	3,171,246.36	0.00	0.00
CONSTRUCTION INDUSTRY REGULATORY PROGRAM		25,158,000.00	0.00	25,158,000.00	25,158,000.00	0.00	0.00	0.00	25,158,000.00	6,019,400.69	7,326,486.91	7,099,814.43	0.00	20,445,702.03	6,003,763.22	7,296,534.16	7,137,799.49	0.00	20,438,096.87	0.00	4,712,297.97	7,805.16	0.00	0.00

Certified Correct:


KARISSA MARIE V. CASTILLO
 Budget Officer III


Certified Correct:


ALMA VENUS L. ESTRADA
 Accountant II

Recommending Approval By:


RUFINO H. TIVDAD
 Chief Administrative Officer

Approved By:


ATTY. HERBERT D.G. MATIENZO
 Acting Executive Director, CIAP