

**QUARTERLY PHYSICAL REPORT OF OPERATION
4TH QUARTER 2021**

**DEPARTMENT OF TRADE & INDUSTRY
CONSTRUCTION INDUSTRY AUTHORITY OF THE PHILIPPINES**

| CONSTRUCTION INDUSTRY AUTHORITY OF THE PHILIPPINES | | | | | | | | | | | Variance | Remarks | | | | | | | | |
|---|--|-----------|-----------------|-----|-----|-----|-------|------|----|----|----------|--|--|----|-----------------|-----------------|---------------------------------------|--|-------|-------|
| Particulars | | UACS Code | Physical Target | | | | | | | | | | | | | | | | | |
| | | | 1st | 2nd | 3rd | 4th | Total | 1Q | 2Q | 3Q | 4Q | 4TH QUARTER 2021 | | | | | | | | |
| 1 | | 2 | 3 | 4 | 5 | 6 | 7 | 8 | 9 | 10 | 11 | 13 | 14 | 15 | | | | | | |
| Part B. Operations | | | | | | | | | | | | | | | | | | | | |
| Competitiveness of the construction industry increased | | | | | | | | | | | | | | | | | | | | |
| CONSTRUCTION INDUSTRY REGULATORY PROGRAM | | | | | | | | | | | | | | | | | | | | |
| Outcome Indicator (s) | | | | | | | | | | | | | | | | | | | | |
| % increase in the number of contractors with Philippine Contractors Accreditation Board license | | | 14% | | | | 14% | 2.5% | | | | 2.5% | Total licensed contractors for CFY 2020-2021 is 15,925 compared to CFY 2019-2020 which is 15,531 | | | | | | | |
| | | | | | | | | | | | | Domestic Contractors | | | | | | | | |
| | | | | | | | | | | | | Filed & processed applications | | | | | | | | |
| | | | | | | | | | | | | No. of Contractor Applications approved | CFY 2020 - 2021 | | CFY 2021 - 2022 | TOTAL | | | | |
| | | | | | | | | | | | | New License | | | 868 | 868 | | | | |
| | | | | | | | | | | | | Renewals | | | 527 | 527 | | | | |
| | | | | | | | | | | | | Amendments & Upgrading | | | 543 | 543 | | | | |
| | | | | | | | | | | | | Special Licenses (Foreign & Jt. Venture) | | | 1590 | 1,590 | | | | |
| | | | | | | | | | | | | CFY 2021 - 2022 | CFY 2021 - 2022 | | CFY 2021 - 2022 | CFY 2021 - 2022 | SUB-TOTAL | | 3,528 | 3,528 |
| | | | | | | | | | | | | - | - | | 3,741 | 1,722 | Registration (government contractors) | | 1722 | 1,722 |
| | | | | | | | | | | | | GRAND TOTAL | GRAND TOTAL | | GRAND TOTAL | GRAND TOTAL | SUB-TOTAL | | 1722 | 1,722 |
| | | | | | | | | | | | | 6,497 | 16,348 | | 8,075 | 5,250 | GRAND TOTAL | | 5,250 | 5,250 |
| | | | | | | | | | | | | | | | | | | | | |
| | | | | | | | | | | | | | | | | | | | | |
| | | | | | | | | | | | | | | | | | | | | |
| | | | | | | | | | | | | | | | | | | | | |
| | | | | | | | | | | | | | | | | | | | | |
| | | | | | | | | | | | | | | | | | | | | |
| | | | | | | | | | | | | | | | | | | | | |
| | | | | | | | | | | | | | | | | | | | | |
| | | | | | | | | | | | | | | | | | | | | |
| | | | | | | | | | | | | | | | | | | | | |
| | | | | | | | | | | | | | | | | | | | | |
| | | | | | | | | | | | | | | | | | | | | |
| | | | | | | | | | | | | | | | | | | | | |
| | | | | | | | | | | | | | | | | | | | | |
| | | | | | | | | | | | | | | | | | | | | |
| | | | | | | | | | | | | | | | | | | | | |
| | | | | | | | | | | | | | | | | | | | | |
| | | | | | | | | | | | | | | | | | | | | |
| | | | | | | | | | | | | | | | | | | | | |
| | | | | | | | | | | | | | | | | | | | | |
| | | | | | | | | | | | | | | | | | | | | |
| | | | | | | | | | | | | | | | | | | | | |
| | | | | | | | | | | | | | | | | | | | | |
| | | | | | | | | | | | | | | | | | | | | |
| | | | | | | | | | | | | | | | | | | | | |
| | | | | | | | | | | | | | | | | | | | | |
| | | | | | | | | | | | | | | | | | | | | |
| | | | | | | | | | | | | | | | | | | | | |
| | | | | | | | | | | | | | | | | | | | | |
| | | | | | | | | | | | | | | | | | | | | |
| | | | | | | | | | | | | | | | | | | | | |
| | | | | | | | | | | | | | | | | | | | | |
| | | | | | | | | | | | | | | | | | | | | |
| | | | | | | | | | | | | | | | | | | | | |
| | | | | | | | | | | | | | | | | | | | | |
| | | | | | | | | | | | | | | | | | | | | |
| | | | | | | | | | | | | | | | | | | | | |
| | | | | | | | | | | | | | | | | | | | | |
| | | | | | | | | | | | | | | | | | | | | |
| | | | | | | | | | | | | | | | | | | | | |
| | | | | | | | | | | | | | | | | | | | | |
| | | | | | | | | | | | | | | | | | | | | |
| | | | | | | | | | | | | | | | | | | | | |
| | | | | | | | | | | | | | | | | | | | | |
| | | | | | | | | | | | | | | | | | | | | |
| | | | | | | | | | | | | | | | | | | | | |
| | | | | | | | | | | | | | | | | | | | | |
| | | | | | | | | | | | | | | | | | | | | |
| | | | | | | | | | | | | | | | | | | | | |
| | | | | | | | | | | | | | | | | | | | | |
| | | | | | | | | | | | | | | | | | | | | |
| | | | | | | | | | | | | | | | | | | | | |
| | | | | | | | | | | | | | | | | | | | | |
| | | | | | | | | | | | | | | | | | | | | |
| | | | | | | | | | | | | | | | | | | | | |
| | | | | | | | | | | | | | | | | | | | | |
| | | | | | | | | | | | | | | | | | | | | |
| | | | | | | | | | | | | | | | | | | | | |
| | | | | | | | | | | | | | | | | | | | | |
| | | | | | | | | | | | | | | | | | | | | |
| | | | | | | | | | | | | | | | | | | | | |
| | | | | | | | | | | | | | | | | | | | | |
| | | | | | | | | | | | | | | | | | | | | |
| | | | | | | | | | | | | | | | | | | | | |
| | | | | | | | | | | | | | | | | | | | | |
| | | | | | | | | | | | | | | | | | | | | |
| | | | | | | | | | | | | | | | | | | | | |
| | | | | | | | | | | | | | | | | | | | | |
| | | | | | | | | | | | | | | | | | | | | |
| | | | | | | | | | | | | | | | | | | | | |
| | | | | | | | | | | | | | | | | | | | | |
| | | | | | | | | | | | | | | | | | | | | |
| | | | | | | | | | | | | | | | | | | | | |
| | | | | | | | | | | | | | | | | | | | | |
| | | | | | | | | | | | | | | | | | | | | |
| | | | | | | | | | | | | | | | | | | | | |
| | | | | | | | | | | | | | | | | | | | | |
| | | | | | | | | | | | | | | | | | | | | |
| | | | | | | | | | | | | | | | | | | | | |
| | | | | | | | | | | | | | | | | | | | | |
| | | | | | | | | | | | | | | | | | | | | |
| | | | | | | | | | | | | | | | | | | | | |
| | | | | | | | | | | | | | | | | | | | | |
| | | | | | | | | | | | | | | | | | | | | |
| | | | | | | | | | | | | | | | | | | | | |
| | | | | | | | | | | | | | | | | | | | | |
| | | | | | | | | | | | | | | | | | | | | |
| | | | | | | | | | | | | | | | | | | | | |
| | | | | | | | | | | | | | | | | | | | | |
| | | | | | | | | | | | | | | | | | | | | |
| | | | | | | | | | | | | | | | | | | | | |
| | | | | | | | | | | | | | | | | | | | | |
| | | | | | | | | | | | | | | | | | | | | |
| | | | | | | | | | | | | | | | | | | | | |
| | | | | | | | | | | | | | | | | | | | | |
| | | | | | | | | | | | | | | | | | | | | |
| | | | | | | | | | | | | | | | | | | | | |
| | | | | | | | | | | | | | | | | | | | | |
| | | | | | | | | | | | | | | | | | | | | |
| | | | | | | | | | | | | | | | | | | | | |
| | | | | | | | | | | | | | | | | | | | | |
| | | | | | | | | | | | | | | | | | | | | |
| | | | | | | | | | | | | | | | | | | | | |
| | | | | | | | | | | | | | | | | | | | | |
| | | | | | | | | | | | | | | | | | | | | |
| | | | | | | | | | | | | | | | | | | | | |
| | | | | | | | | | | | | | | | | | | | | |
| | | | | | | | | | | | | | | | | | | | | |
| | | | | | | | | | | | | | | | | | | | | |
| | | | | | | | | | | | | | | | | | | | | |
| | | | | | | | | | | | | | | | | | | | | |
| | | | | | | | | | | | | | | | | | | | | |
| | | | | | | | | | | | | | | | | | | | | |
| | | | | | | | | | | | | | | | | | | | | |
| | | | | | | | | | | | | | | | | | | | | |
| | | | | | | | | | | | | | | | | | | | | |
| | | | | | | | | | | | | | | | | | | | | |
| | | | | | | | | | | | | | | | | | | | | |
| | | | | | | | | | | | | | | | | | | | | |
| | | | | | | | | | | | | | | | | | | | | |
| | | | | | | | | | | | | | | | | | | | | |
| | | | | | | | | | | | | | | | | | | | | |
| | | | | | | | | | | | | | | | | | | | | |
| | | | | | | | | | | | | | | | | | | | | |
| | | | | | | | | | | | | | | | | | | | | |
| | | | | | | | | | | | | | | | | | | | | |
| | | | | | | | | | | | | | | | | | | | | |
| | | | | | | | | | | | | | | | | | | | | |
| | | | | | | | | | | | | | | | | | | | | |
| | | | | | | | | | | | | | | | | | | | | |
| | | | | | | | | | | | | | | | | | | | | |
| | | | | | | | | | | | | | | | | | | | | |
| | | | | | | | | | | | | | | | | | | | | |
| | | | | | | | | | | | | | | | | | | | | |
| | | | | | | | | | | | | | | | | | | | | |
| | | | | | | | | | | | | | | | | | | | | |
| | | | | | | | | | | | | | | | | | | | | |
| | | | | | | | | | | | | | | | | | | | | |
| | | | | | | | | | | | | | | | | | | | | |
| | | | | | | | | | | | | | | | | | | | | |
| | | | | | | | | | | | | | | | | | | | | |
| | | | | | | | </ | | | | | | | | | | | | | |

| Particulars | UACS Code | Physical Target | | | | | | | | | | Variance | Remarks | | |
|--|-----------|--|-----|-----|-----|-----------|---|---------------------------------|------------------------------------|--|---|---|------------------------------------|---|---|
| | | 1st | 2nd | 3rd | 4th | Total | 1Q | 2Q | 3Q | 4Q | 4TH QUARTER 2021 | | | | |
| 1 | 2 | 3 | 4 | 5 | 6 | 7 | 8 | 9 | 10 | 11 | 13 | 14 | 15 | | |
| % of arbitration cases resolved within the prescribed time | | 80% | | | | 80% | 100% or (13 of 13) | 100% or (7 of 7) | 100% or (14 of 14) | 100% or (19 of 19) | 100 % or (19 of 19) cases were resolved/ settled on the merits within 6 months from TOR signing/ start of proceedings with a total Sum-in-Dispute (SID) amounting to Php 765. 284 Million | Average 4.38 months lapsed from TOR signing | | | |
| CONSTRUCTION INDUSTRY DEVELOPMENT PROGRAM | | | | | | | | | | | | | | | |
| Outcome Indicator (s) | | | | | | | | | | | | | | | |
| % increase on CPES Utilization among the top 5 infrastructure implementing agencies (DPWH, DOTR, NIA, NHA and PPA) | | 5% increase from 2020 DPWH: 247 (2020) to 260 (2021) DOTr: 11 (2020) to 12 (2021) NHA: 15 (2020) to 16 (2021) NIA: 63 (2020) to 67 (2021) PPA: 6 (2020) to 7 (2021) | | | | 5% | AGENCY DPWH DOTr NHA NIA PPA | 2020 247 0 0 5 0 | 2021 1,056 0 10 0 0 | % Change 327.53% 0 - -100% 100% | AGENCY DPWH DOTr NHA NIA PPA | 2020 247 0 0 5 0 | 2021 1,056 0 10 0 0 | % Change 327.53% 0 - -100% -100% | This is an annual Target; Due to the COVID 19 Pandemic, reports from January 2021 up to present were only received during the last quarter of 2021. |
| % increase in construction services exports | | 10% | | | | 10% | 1932% | | | | 1932% | | | | Cummulative figure |
| % rate of construction industry roadmap completed/ implemented | | 10% | | | | 10% (ave) | 6% | | | | 6% | | | | Cummulative figure Note: Of the 107 tasks/Action plans in the Construction Industry Roadmap, 6 are 100% completed; 15 are 75% completed; 10 are 50% completed; and 33 are 25% completed) |
| Industry Policy Development | | | | | | | | | | | | | | | |
| Output Indicator (s) | | | | | | | | | | | | | | | |
| % of critical industry issues & concerns addressed | | 90% | | | | 90% | 100% or (8 of 8) | 100% or (4 of 4) | 100% or (4 of 4) | 100% or (3 of 3) | 100% or (3 of 3) identified issues/ concerns addressed and appropriate CIAP Board Resolutions passed as follows : | | | | |
| | | | | | | | | | | 1) CIAP Board Res. No. 21-19 s. 2021 "Approval on the Joint Administrative Order (JAO) No. 01 s. 2020, Strengthening JAO No. 01 s. 2011" | | | | | |

| Particulars | UACS Code | Physical Target | | | | | | | | | Variance | Remarks | |
|--|-----------|-----------------|-----|-----|-----|-------|----|----|----|----|---|---------|----|
| | | 1st | 2nd | 3rd | 4th | Total | 1Q | 2Q | 3Q | 4Q | 4TH QUARTER 2021 | | |
| 1 | 2 | 3 | 4 | 5 | 6 | 7 | 8 | 9 | 10 | 11 | 13 | 14 | 15 |
| | | | | | | | | | | | <p>2) PDCB BR No. 9 s. 2021 "Recommending to PCAB and CMDF a Module on ISO 14001 Environmental Management System in the AMO Seminar"</p> <p>3) PDCB BR No. 10 s. 2021 "Recommending to the CIAP Board the Joint Administrative Order (JAO) No. 01, Series of 2021, Strengthening JAO No. 01, Series of 2011"</p> <p>- CIAP, through the PDCB and PCAB, was part of the TWG on the NEHEMIA Program for Construction Permitting led by the ARTA, for the Joint Memorandum Circular No. 1, s. 2021 entitled "Guidelines in the Processing of Construction-Related Permits" which is now on its finalization stage; Ceremonial signing is yet to be determined.</p> <p>-Drafted Initial PDCB Position Paper on the "Philippine Architecture Act of 2022" (HBN 10234)</p> | | |
| Number of promotional activities conducted | | 19 | | | | 9 | 3 | 7 | 7 | 15 | 15 | | |
| Domestic | | | | | | | 1 | 2 | 5 | 12 | <p>12</p> <p>Two (2) Build-In Conversations</p> <p>- Episode 2: Construction and Infrastructure Modernization on 28 October 2021 via Zoom and Facebook Live.</p> <p>- Episode 3: Conversations on Construction CREATE and Construct Fiscal Incentives under the CREATE Law: Implications for the Construction Industry held on 29 November 2021</p> <p>Nine (9) CPES Accreditation Trainings with the following agencies:</p> <p><u>October 2021:</u></p> <p>- NIA on 5-7 October 2021</p> <p>- BCDA on 13-15 October 2021</p> <p>- DA on 19-21 October 2021</p> <p><u>November 2021:</u></p> <p>- DILG - Province of Bulacan (3-5 November 2021)</p> <p>- Department of Agriculture (9-11 November 2021)</p> <p>- DILG - Province of Pampanga (16-18 November 2021)</p> <p>- Department of Agriculture (23-25 November 2021)</p> <p><u>December 2021:</u></p> <p>- DILG – Province of Zambales (1-3 December 2021)</p> <p>- DILG - Province of Aurora (8-10 December 2021)</p> <p>(1) Participated in the 4th PhilConstruct VX 2021 as Exhibitor Held on 04-10 November 2021</p> | | |

| Particulars | UACS Code | Physical Target | | | | | | | | | | Variance | Remarks |
|---|-----------|-----------------|-----|-----|-----|-----------------|---|--|--|--|---|-------------------|---------|
| | | 1st | 2nd | 3rd | 4th | Total | 1Q | 2Q | 3Q | 4Q | 4TH QUARTER 2021 | | |
| 1 | 2 | 3 | 4 | 5 | 6 | 7 | 8 | 9 | 10 | 11 | 13 | 14 | 15 |
| Overseas | | | | | | | 2 | 5 | 2 | 3 | 3 4th Philconstruct (4-10 November 2021) 4th Edition of CII Port Conclave (17 Nov 2021) Philippine Business Mission (15 Nov 2021) | | |
| Amount of construction services exports generated | | US\$ 31 Million | | | | US\$ 31 Million | US\$ 630.025 Million | | | US\$ 632.869 Million | US\$ 632,869,409.18 Million (as of 31 December 2021) | Cumulative figure | |
| Number of advocacy, capacity building & stakeholder engagement activities with strategic partners | | 9 | | | | 9 | - | 5 | 1 | 16 | 16 Conducted Two (2) Build-In Conversations, Nine (9) CPES Accreditation Training Conducted Subcommittee Meetings under the Policy Reform Advocacy Action Plan: Quarry Materials (19 Nov) Sustainability and Resiliency (23 Nov) Right-of-Way Acquisition (24 Nov) Security of Payment (03 Dec 2021) Sustainability and Resiliency (14 Dec 2021) | | |
| Number of Training/ Certification programs conducted | | 121 runs | | | | 121 runs | 51 runs (13 Certifications & 38 Trainings with a total participants of 2,475) | 52 runs (4 Certifications & 48 Trainings with a total participants of 2,208) | 48 runs (6 Certifications & 36 Trainings with a total participants of 1,218) | 31 runs (9 Certifications & 22 Trainings with a total participants of 2,604) | 31 runs (9 Certifications & 22 Trainings with an over-all total of 2,604 participants) | | |


Prepared by :


ANGELINA F. TAJON
Planning Officer

In coordination with :


JAYNIE A. VILLONES
Budget Officer

Certified Correct:


DORIS U. GACHO
Executive Director-in-Charge

**MONTHLY PHYSICAL REPORT OF OPERATION
DECEMBER 2021**

DEPARTMENT OF TRADE & INDUSTRY
CONSTRUCTION INDUSTRY AUTHORITY OF THE PHILIPPINES

| Particulars | | UACS Code | Physical Target | | | | | | | | | Variance | Remarks | | |
|---|---|-----------|-----------------|-----|-----|---------------|-----------------------|--------------------|--------------------|----|---|-----------------|--|----------------|-------|
| | | | 1st | 2nd | 3rd | 4th | Total | 1Q | 2Q | 3Q | 4Q | DECEMBER 2021 | | | |
| 1 | 2 | 3 | 4 | 5 | 6 | 7 | 8 | 9 | 10 | 11 | 12 | 13 | 14 | | |
| Part B. Operations | | | | | | | | | | | | | | | |
| Competitiveness of the construction industry increased | | | | | | | | | | | | | | | |
| CONSTRUCTION INDUSTRY REGULATORY PROGRAM | | | | | | | | | | | | | | | |
| Outcome Indicator (s) | | | | | | | | | | | | | | | |
| % increase in the number of contractors with Philippine Contractors Accreditation Board license | | | 14% | | | 14% | 2.5% | | | | 2.5% | | Total licensed contractors for CFY 2020-2021 is 15,925 compared to CFY 2019-2020 which is 15,533 | | |
| | | | | | | | | | | | Domestic Contractors | | | | |
| | | | | | | | | | | | Filed & processed applications | | | | |
| | | | | | | | | | | | No. of Contractor Applications approved | CFY 2020 - 2021 | | CFY 2021- 2022 | TOTAL |
| | | | | | | | | | | | New License | | | 243 | 243 |
| | | | | | | | | | | | Renewals | | | 99 | 99 |
| | | | | | | | | | | | Amendments & Upgrading | | | 140 | 140 |
| | | | | | | | | | | | Special Licenses (Foreign & Joint Venture | | | 501 | 501 |
| | | | | | | | | | | | SUB TOTAL | | | 983 | 983 |
| | | | | | | | | | | | Registration (government contractors) | | | 448 | 448 |
| | | | | | | | | | | | SUB TOTAL | | | 448 | 448 |
| | | | | | | | | | | | GRAND TOTAL | | | 1,431 | 1,431 |
| | | | | | | | | | | | Overseas | | | | |
| | | | | | | | | | | | 1 - New 3 - Project Authorizations | | | | |
| | | | | | | | | | | | Output Indicator (s) | | | | |
| % of licensing/registration/ project authorization processed within the prescribed time: - Renewing domestic contractors license - 15 days - New applicatins - 20 days - Special license - 7 days - ARCC - 15 days - Overseas registration & Project authorization | | | 90% (average) | | | 90% (average) | 100% | 100% | 100% | | - | | | | |
| % of PCAB contractors administrative cases acted upon within the prescribed time | | | 80% | | | 80% | 100% or (188 of 188) | 100% or (65 of 65) | 100% or (67 of 67) | | - | | | | |

| Particulars | UACS Code | Physical Target | | | | | | | | | | Variance | Remarks | |
|--|-----------|--|-----|-----|-----|-----------|--|------------------|--------------------|----|--|---|---------|--|
| | | 1st | 2nd | 3rd | 4th | Total | 1Q | 2Q | 3Q | 4Q | DECEMBER 2021 | | | |
| 1 | 2 | 3 | 4 | 5 | 6 | 7 | 8 | 9 | 10 | 11 | 12 | 13 | 14 | |
| % of arbitration cases resolved within the prescribed time | | 80% | | | | 80% | 100% or (13 of 13) | 100% or (7 of 7) | 100% or (18 of 18) | | 100 % or (2 of 2) cases were resolved/ settled on the merits within 6 months from TOR signing/ start of proceedings with a total Sum-in-Dispute (SID) amounting to Php 48.957 Million | Average 5.10 months lapsed from TOR signing | | |
| CONSTRUCTION INDUSTRY DEVELOPMENT PROGRAM | | | | | | | | | | | | | | |
| Outcome Indicator (s) | | | | | | | | | | | | | | |
| % of government agencies implementing the Constructors Performance Evaluation System (CPES) | | 5.63% | | | | - | 5.74% | | | | 5.74% or 105 of 1,828 of government agencies implementing the CPES | | | Annual Target |
| % increase on CPES Utilization among the top 5 infrastructure implementing agencies (DPWH, DOTR, NIA, NHA and PPA) | | 5% increase from 2020 DPWH: 247 (2020) to 260 (2021) DOTr: 11 (2020) to 12 (2021) NHA: 15 (2020) to 16 (2021) NIA: 63 (2020) to 67 (2021) PPA: 6 (2020) to 7 (2021) | | | | 5% | AGENCY 2020 2021 % Change DPWH 0 2 - DOTr 11 1 -90.90% NHA 15 6 -60.00% NIA 58 63 8.62% PPA 6 5 -16.67% | | | | AGENCY 2020 2021 % Change DPWH 0 767 - DOTr 0 0 0 NHA 0 0 0 NIA 0 0 0 PPA 1 0 -100% | | | This is an annual Target; Due to the COVID 19 pandemic, the implementation of CPES is limited. |
| % increase in construction services exports | | 10% | | | | 10% | 1932% | | | | - | | | |
| % rate of construction industry roadmap implemented | | 10% | | | | 10% (ave) | 6% | | | | 6% | | | Cummulative figure Note: Of the 107 tasks/Action plans in the Construction Industry Roadmap, 6 are 100% completed; 15 are 75% completed; 10 are 50% completed; and 33 are 25% completed |
| Industry Policy Development | | | | | | | | | | | | | | |
| Output Indicator (s) | | | | | | | | | | | | | | |
| % of critical industry issues & concerns addressed | | 90% | | | | 90% | 100% or (8 of 8) | 100% or (4 of 4) | 100% or (2 of 2) | | 100% or () identified issues/concerns addressed and appropriate CIAP Board Resolutions passed as follows : | | | |
| | | | | | | | | | | | - | | | |
| Number of promotional activities conducted | | 19 | | | | 9 | 3 | 7 | 7 | | 3 | | | |
| Domestic | | | | | | | 1 | 2 | 5 | | 2 Conducted two (2) CPES Accreditation Training for the (Department of the Interior and Local Government (DILG) – Province of Zambales (1-3 December 2021) & Province of Aurora (8-10 December 20121) | | | |
| Overseas | | | | | | | 2 | 5 | 2 | | 1 Philippine Business Mission (15 Dec 2021) | | | |

| Particulars | UACS Code | Physical Target | | | | | | | | | | Variance | Remarks |
|---|-----------|-----------------|-----|-----|-----|-----------------|---|--|--|----|--|----------|---------|
| | | 1st | 2nd | 3rd | 4th | Total | 1Q | 2Q | 3Q | 4Q | DECEMBER 2021 | | |
| 1 | 2 | 3 | 4 | 5 | 6 | 7 | 8 | 9 | 10 | 11 | 12 | 13 | 14 |
| Amount of construction services exports generated | | - | | | | US\$ 31 Million | US\$ 630.025 Million | | | | US\$ 632,869,409.18 Million | | |
| Number of advocacy, capacity building & stakeholder engagement activities with strategic partners | | 9 | | | | 9 | - | 5 | 1 | | 4 Conducted two (2) CPES Accreditation Training Conducted Subcommittee Meetings under the Policy reform Advocacy Action Plan: - Security of Payments 03 December - Sustainability and Resiliency 14 December | | |
| Number of Training/ Certification programs conducted | | 121 runs | | | | 121 runs | 50 runs (13 Certifications & 37 Trainings with a total participants of 2,475) | 47 runs (4 Certifications & 43 Trainings with a total participants of 2,208) | 30 runs (4 Certifications & 43 Trainings with a total participants of 1,218) | | 9 runs (4 Certifications & 5 Trainings with a total participants of 373) | | |

Prepared by :


ANGELINA F. TAJON
Planning Officer

In coordination with :


JAYMIE A. VILLONES
Budget Officer

Certified Correct:


DORIS U. GACHO
Executive Director-in-Charge

| Particulars | | UACS Code | Physical Target | | | | | | | | | Variance | Remarks | |
|-------------|---|-----------|-----------------|-----|-----|-----|-------|----|----|----|----|-------------------------|---------|----|
| | | | 1st | 2nd | 3rd | 4th | Total | 1Q | 2Q | 3Q | 4Q | JANUARY - DECEMBER 2021 | | |
| 1 | 2 | | 3 | 4 | 5 | 6 | 7 | 8 | 9 | 10 | 11 | 13 | 14 | 15 |

CONSTRUCTION INDUSTRY REGULATORY PROGRAM

| | | | | | |
|---|-----|-----|-------|------|--|
| % increase in the number of contractors with Philippine Contractors Accreditation Board license | 14% | 14% | 2.5%. | 2.5% | Total licensed contractors for CFY 2020-2021 is 15,925 compared to CFY 2019-2020 which is 15,533 |
|---|-----|-----|-------|------|--|

| Output Indicator (s) |
|----------------------|
|----------------------|

Overseas - 100%

Zero Backlog

| Particulars | | UACS Code | Physical Target | | | | | | | | | Variance | Remarks | | |
|--|---|--|-----------------|-----|-----|-----------|---|---------------------------------|------------------------------------|---|--|---|------------------------------------|---|---|
| | | | 1st | 2nd | 3rd | 4th | Total | 1Q | 2Q | 3Q | 4Q | JANUARY - DECEMBER 2021 | | | |
| 1 | 2 | 3 | 4 | 5 | 6 | 7 | 8 | 9 | 10 | 11 | 13 | 14 | 15 | | |
| % of arbitration cases resolved within the prescribed time | | 80% | | | | 80% | 100% or (13 of 13) | 100% or (7 of 7) | 100% or (14 of 14) | 100% or (19 of 19) | 100 % or (53 of 53) cases were resolved/ settled on the merits within 6 months from TOR signing/ start of proceedings with a total Sum-in-Dispute (SID) amounting to Php 3.058 Billion | Average 4.07 months lapsed from TOR signing | | | |
| CONSTRUCTION INDUSTRY DEVELOPMENT PROGRAM | | | | | | | | | | | | | | | |
| Outcome Indicator (s) | | | | | | | | | | | | | | | |
| % increase on CPES Utilization among the top 5 infrastructure implementing agencies (DPWH, DOTR, NIA, NHA and PPA) | | 5% increase from 2020 DPWH: 247 (2020) to 260 (2021) DOTr: 11 (2020) to 12 (2021) NHA: 15 (2020) to 16 (2021) NIA: 63 (2020) to 67 (2021) PPA: 6 (2020) to 7 (2021) | | | | 5% | AGENCY DPWH DOTr NHA NIA PPA | 2020 247 0 0 5 0 | 2021 1,056 0 10 0 0 | % Change 327.53% 0 - -100% -100% | AGENCY DPWH DOTr NHA NIA PPA | 2020 247 0 0 5 0 | 2021 1,056 0 10 0 0 | % Change 327.53% 0 - -100% -100% | This is an annual Target; Due to the COVID 19 Pandemic, reports from January 2021 up to present were only received during the last quarter of 2021. |
| % increase in construction services exports | | 10% | | | | 10% | 1932% | | | | 1932% | | | | Cummulative figure |
| % rate of construction industry roadmap completed/ implemented | | 10% | | | | 10% (ave) | 6% | | | | 6% | | | | Cummulative figure Note: Of the 107 Tasks/Action plans in the Construction Industry Roadmap, 6 are 100% completed; 15 are 75% completed; 10 are 50% completed; and 33 are 25% completed) |
| Industry Policy Development | | | | | | | | | | | | | | | |
| Output Indicator (s) | | | | | | | | | | | | | | | |

| Particulars | UACS Code | Physical Target | | | | | | | | | | Variance | Remarks |
|--|-----------|-----------------|-----|-----|-----|-------|------------------|------------------|------------------|------------------|--|----------|---------|
| | | 1st | 2nd | 3rd | 4th | Total | 1Q | 2Q | 3Q | 4Q | JANUARY - DECEMBER 2021 | | |
| 1 | 2 | 3 | 4 | 5 | 6 | 7 | 8 | 9 | 10 | 11 | 13 | 14 | 15 |
| % of critical industry issues & concerns addressed | | 90% | | | | 90% | 100% or (8 of 8) | 100% or (4 of 4) | 100% or (4 of 4) | 100% or (4 of 4) | 100% or (20 of 20) identified issues/ concerns addressed and appropriate CIAP Board Resolutions passed as follows : 1) CIAP Board Res No. 21-02 s. 2021 "Designating CIAP ED a the CIAP Permanent Representative to the Board of Consultants - National Building Code of the Philippines (NBCP)" 2) CIAP Board Res No. 21-03 s. 2021 "Approving theCreation of the CIAP IRR Amendment Committee" 3) CIAP Board Res No. 21-07 s. 2021 "Approving the Creation of Technical Working Group (TWG) on the Assessment of PCAB Processes" 4) CIAP Board Res No. 21-08 s. 2021 "Approving the Proposed 2022 Budget for CIAP & its Implementing Boards pursuant to PD 1746 as amended" 5) CIAP Board Res No. 21-09 s. 2021 "Approving POCB Board Res No. 1 s. 2021 "Requesting all Relevant Government Agencies to Provide a Courtesy Lane and Streamline process for POCB Registered companies" 6) CIAP Board Res No. 21-10 s. 2021 "Confirming the Ratification and Adoption of CIAP Board Resolutions Approved via Ad Referendum as requested by Vice-Chairman Usec. Cabral" 7) CIAP Board Res No. 2021-13 s. 2021 "Approval on the Adoption of the Position Paper on Senate Bill Nos. 1809 and 2091 & House Bill No. 7808, "Contractors' License Law" | | |

| Particulars | | UACS Code | Physical Target | | | | | | | | | Variance | Remarks |
|--|---|-----------|-----------------|-----|-----|-----|-------|----|----|----|---|-------------------------|---------|
| | | | 1st | 2nd | 3rd | 4th | Total | 1Q | 2Q | 3Q | 4Q | JANUARY - DECEMBER 2021 | |
| 1 | 2 | 3 | 4 | 5 | 6 | 7 | 8 | 9 | 10 | 11 | 13 | 14 | 15 |
| | | | | | | | | | | | <p>8) CIAP Board Res No. 21-14 s. 2021 "Approval on the Adoption of the Position Paper on House Bill Nos. 77, 6575, 4873, 1244 & 5452 "PPP Rationalization Act" as drafted by PDCB through its Board Res No. 4, s. 2021"</p> <p>9) CIAP Board Res No. 21-15 s. 2021 "Approval on the Adoption of the Position Paper on House Bill No. 8075 "An Act Institutionalizingg a 10-year Masterplan for Flood Management", as drafted by PDCB through its Board Res No. 5, s. 2021"</p> <p>10) CIAP Board Res No. 21-16 s. 2021 "Approval on the Adoption of the Position Paper on House Bill Nos. 8931 and 8874, "National Housing Authority Act of 2021", as drafted by PDCB through its Board Res No. 8 s. 2021"</p> <p>11) CIAP Board Res No. 21-18 s. 2021 "Approval on the Request to Revert back to Old CIAP Logo"</p> <p>12) CIAP Board Res No. 21-19 s. 2021 "Approval of the Joint Administrative Order (JAO) No. 1 s. 2021, "Strengthening JAO No. 01 s. 2011) "</p> | | |
| | | | | | | | | | | | <p>PDCB issued the following Board Resolutions:</p> <p>1) PDCB Board Res. No. 1 s 2021 "Submitting the Position Paper of the PDCB on SB 1809, 2091 and HBN 7808</p> <p>2) PDCB Board Res. No. 2 s 2021 " Submitting the Position Paper SB 1798 (Heavy Equipment Registration Act)"</p> <p>3) PDCB Board Res. No. 3 s 2021 "Initial comments & recommendatins of PDCB on the Proposed Amendment of the IRR of PD 1746"</p> <p>4) PDCB Board Res. No. 4 s 2021 "Submitting the Position Paper on HB 0077, 6575, 1244, 4873 and 5452 "An Act Strengthening/Instituionalizing, Authorizing Public Private Partnerships (PPP)"</p> <p>5) PDCB Board Res. No. 5 s 2021 "Submitting the Position Paper on HB 8075 "An Act Instituionalizing a 10-year Masterplan for Flood Management"</p> <p>6) PDCB Board Res. No. 6 s 2021 "Endorsing to PCAB theProposal of Approving an Express Condition Precedent for Licensing of Contractors"</p> <p>7) PDCB Board Res. No. 8 s 2021 "Submitting the Position Paper on HB 8931 and 8874 (National Housing Act)"</p> <p>8) PDCB Board Res. No. 8 s 2021 "Recommending to PCAB & CMDF a Module on ISO 14001:2015 Enviromental Management System in the AMO Seminar"</p> | | |
| Number of promotional activities conducted | | | 19 | | | 9 | 1 | 6 | 7 | 17 | 31 | | |


| Particulars | UACS Code | Physical Target | | | | | | | | | Variance | Remarks |
|---|-----------|-----------------|-----|-----|-----|-----------------|----------------------|----|----|----|---|--------------------|
| | | 1st | 2nd | 3rd | 4th | Total | 1Q | 2Q | 3Q | 4Q | JANUARY - DECEMBER 2021 | |
| 1 | 2 | 3 | 4 | 5 | 6 | 7 | 8 | 9 | 10 | 11 | 13 | 14 |
| Domestic | | | | | | | 1 | 2 | 5 | 14 | 22 * Conducted the following : I. Build-In Conversation Series <i>Episode 1</i> : Sustainability Resiliency Virtual Dialogue on 29 Sept 2021 <i>Episode 2</i> : Construction & Infrastructure Modernization on 28 Oct <i>Episode 3</i> : II. CPES Accreditation Trainings a) Department of Agriculture - Cagayan (DA) b) Department of Agriculture - Cavite (DA) c) Philippine Air Force (PAF) d) National Irrigation Adm - Iloilo (NIA) e) DILG - Nueva Vizcaya f) Armed Forces of the Philippines (AFP) g) Bases Conversion Development Authority (BCDA) | |
| Overseas | | | | | | | - | 4 | 2 | 3 | 9 Co-organized/co-organized the following Webinars: a) Global Construction Market Opportunity with the Export Marketing Bureau (EMB) 16 April; b) Digital Reformation for AEC Professional with Infrastructure & Construction Focus Group (ICFG) on 28 April c) Update on FIDIC and FIDIC Credentialling Ltd (FCL) Certifications 5 May d) Virtual Construction Conference "Capitalizing on FTAs for MSMEs" 21-24 June e) Philippine - India Construction & Infrastructure Opportunities Forum held 5 Aug f) Philippine Construction & Infrastructure Opportunities Investment Forum held on 9 Sept g) 4th Philconstruct VX on 4 - 10 Nov h) 4th Edition of CII Port Conclave on 17 Nov i) Philippine Business Mission on 15 Dec | |
| Amount of construction services exports generated | | US\$ 31 Million | | | | US\$ 31 Million | US\$ 630.025 Million | | | - | US\$ 632,869,409.18 Million (as of 31 December 2021) | Cummulative figure |

| Particulars | UACS Code | Physical Target | | | | | | | | | Variance | Remarks |
|---|-----------|-----------------|-----|-----|-----|----------|---|--|--|--|--|---------|
| | | 1st | 2nd | 3rd | 4th | Total | 1Q | 2Q | 3Q | 4Q | | |
| | | 3 | 4 | 5 | 6 | 7 | 8 | 9 | 10 | 11 | | |
| 1 | 2 | 3 | 4 | 5 | 6 | 7 | 8 | 9 | 10 | 11 | 13 | 15 |
| Number of advocacy, capacity building & stakeholder engagement activities with strategic partners | | 9 | | | | 9 | - | 5 | 1 | 16 | 22 | |
| | | | | | | | | | | | 3 Build In Conversations <i>Episode 1</i> : Sustainability and Resiliency Virtual Dialogue conducted on 29 Sept 2021 <i>Episode 2</i> : Construction & Infrastructure Modernization on Oct 2021 <i>Episode 3</i> : Fiscal Incentives under the CREATE Law: Implications for the Construction Industry held on 29 November 2021 19 CPES Accreditation Trainings a) Department of Agriculture (DA) - 4 b) Philippine Air Force (PAF) c) National Irrigation Administration - 2 d) Armed Forces of the Philippines (AFP) e) DILG - Region VIII, Nueva Vizcaya, Siquijor, Cebu, Negros Oriental, Bulacan, Pampanga, Zambales & Aurora - 9 f) Bases Conversion Development Authority g) Philippine National Police | |
| Number of Training/ Certification programs conducted | | 121 runs | | | | 121 runs | 51 runs (13 Certifications & 38 Trainings with a total participants of 2,475) | 52 runs (4 Certifications & 48 Trainings with a total participants of 2,208) | 48 runs (6 Certifications & 36 Trainings with a total participants of 1,218) | 33 runs (9 Certifications & 30 Trainings with a total participants of 2,604) | 184 runs (32 Certifications & 152 Trainings with an over-all total of 9,462 participants) | |


Prepared by :


ANGELINA F. TAJON
Planning Officer

In coordination with :


JAYNIE A. VILLONES
Budget Officer

Certified Correct:


DORIS U. GACHO
Executive Director-in-Charge