



Payment Guide for PCAB Portal filed applications

An Instructional Guide

As of 30 June 2021



Table of Contents

Click the texts below to go to a particular page.

1. [The Payment Tab/Page](#)
2. [Pay using PayMaya/GCash E-wallet](#)
 - 2.1. [PayMaya e-Wallet option 1](#)
 - 2.2. [PayMaya e-Wallet option 2](#)
 - 2.3. [GCash e-Wallet](#)
3. [Pay using Debit/Credit Card – Visa, Mastercard, JCB – through PayMaya](#)
4. [Other Payment Options: Pay through Landbank LinkBiz Portal website](#)
 - 4.1. [For Digital Payment - For LANDBANK Account Holders](#)
 - 4.2. [For Digital Payment - For RCBC, UNIONBank and Robinsons Bank Account Holders](#)
 - 4.3. [For Digital Payment - For Other BancNet Bank Account ATM Holders](#)
 - 4.4. [For Cash Payment - Cash Payment through MYEGPH Payment Option](#)
5. [Other Payment Options: DTI-CIAP Makati Cashier / DTI-CIAP windows](#)



The Payment Tab/Page

Accomplish the entire **Payment** Tab/Page.

[Click here to return to Table of Contents](#)

3



Philippine Contractors Accreditation Board (PCAB)

[Home](#)

[General Information](#)

[Financial Information](#)

[STE ▼](#)

[Affidavit](#)

[SAVWA](#)

[Payment](#)

[AMO](#)

[Feedback](#)

[Back to Applications](#)

[Logout](#)



The Payment Tab/Page

[Click here to return to Table of Contents](#)

4

Accomplish the entire **Payment** Tab/Page.

Before paying and proceeding with payment options, please **double check the payment details** including company name, license category, ARCC particulars applied are correct and consistent.

Summary of Applicant:

Company Name: IMAGINATION-SAMPLE
License Number: 99999
License Category: AAA
Type: Renewal
CFY: 2021/2022

Summary of Fees:

1. Filing Fee 1,200.00
 2. Category Review 28,800.00
 3. License Fee 100.00
 4. Documentary Stamp Tax 30.00
 5. Legal Research Fund 12.00
 6. Additional Processing Fee 0.00
 7. Additional License Fee 0.00
- Total amount to be paid (PHP): 30,142.00

Registration for Government Infrastructure Projects

1. Filing Fee: 1,200.00
 2. Project Kind Fee
---First Project Kind: 4,800.00
---Per Succeeding Project Kinds - each: 1 * 1,200.00 = 1,200.00
 3. Documentary Stamp Tax: 30.00
 4. Legal Research Fund: 12.00
- Total ARCC (PHP): 7,242.00

Total for license and ARCC: 37,384.00

Pay with e-Wallet (Paymaya, GCash)

- For this kind of payment PayMaya charges fixed convenience fee of PHP 8.00 per transaction. Convenience fee is calculated on top of PCAB fees and will not be part of the collection of PCAB but will go to the account of PayMaya
- PCAB Total Fees: PHP37,384.00
- PayMaya Convenience Fee: PHP 8.00
- You will be charged: PHP37,392.00

Tap or double click the box to proceed



Debit/ Credit Card (Visa, Mastercard, JCB)

- Payment of renewal fee can be done using Debit / Credit Card through PayMaya.
- For this kind of payment PayMaya charges 1.25% convenience fee on top of PCAB fees. The convenience fee will not be part of the collection of PCAB but will go to the account of PayMaya
- PCAB Total Fees: PHP37,384.00
- PayMaya Convenience Fee (1.25% of amount): PHP467.30
- You will be charged: PHP37,851.30

Tap or double click the PayMaya Logo to proceed.



Coming soon: Landbank Link.BizPortal

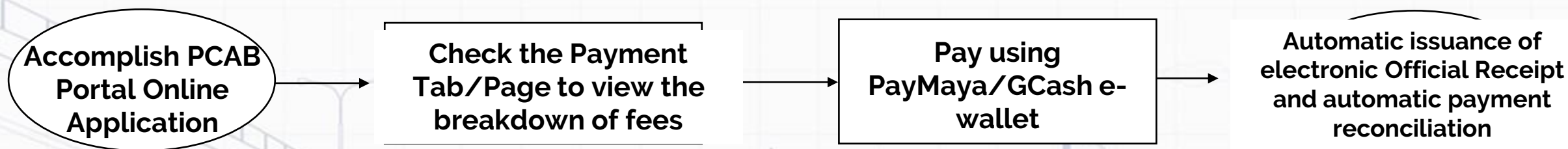
- This option is currently unavailable. It will be enabled soon. Meanwhile kindly use other available options
- For this kind of payment Landbank charges convenience fee on top of PCAB fees. The convenience fee will not be part of the collection of PCAB but will go to the account of PayMaya
- PCAB Total Fees: PHP37,384.00
- Landbank Convenience Fee: PHP ???

Other Payment Options

Other
Important:

- The **Payment** Tab/Page reflects the summary of payment details and payment option channels.
- The applicant has an option to pay through e-payment facilities like **PayMaya/GCash e-wallet, PayMaya-Debit/Credit Card** and **Other** existing payment options like **Landbank LinkBiz Portal / DTI-CIAP Makati Cashier / DTI-CIAP windows** in the regional offices of DTI.
- **Take note that each e-payment facilities has corresponding Convenience Fee.**

Pay using PayMaya E-wallet/ GCash E-wallet



Accomplish the entire **Payment Tab/Page (using PayMaya/GCash e-wallet).**

- To pay through **PayMaya/GCash e-wallet**, tap or double click the box to proceed.
- **Take note that each e-payment facilities has corresponding Convenience Fee.**

Payment

Summary of Applicant:

Company Name: IMAGINATION-SAMPLE
License Number: 99999
License Category: AAA
Type: Renewal
CFY: 2021/2022

Summary of Fees:

1. Filing Fee 1,200.00
 2. Category Review 28,800.00
 3. License Fee 100.00
 4. Documentary Stamp Tax 30.00
 5. Legal Research Fund 12.00
 6. Additional Processing Fee 0.00
 7. Additional License Fee 0.00
- Total amount to be paid (PHP): 30,142.00

Registration for Government Infrastructure Projects

1. Filing Fee: 1,200.00
 2. Project Kind Fee
---First Project Kind: 4,800.00
---Per Succeeding Project Kinds - each: $1 * 1,200.00 = 1,200.00$
 3. Documentary Stamp Tax: 30.00
 4. Legal Research Fund: 12.00
- Total ARCC (PHP): 7,242.00

Total for license and ARCC: 37,384.00

Pay with e-Wallet (Paymaya, GCash)

- For this kind of payment PayMaya charges fixed convenience fee on top of PCAB fees and will not be part of the collection of PCAB but will go to the account of PayMaya
- PCAB Total Fees: PHP37,384.00
- PayMaya Convenience Fee: PHP 8.00
- **You will be charged: PHP37,392.00**




Debit/ Credit Card (Visa, Mastercard, JCB)

- Payment of renewal fee can be done using Debit / Credit Card through PayMaya.
- For this kind of payment PayMaya charges 1.25% convenience fee on top of PCAB fees. The convenience fee will not be part of the collection of PCAB but will go to the account of PayMaya
- PCAB Total Fees: PHP37,384.00
- PayMaya Convenience Fee (1.25% of amount): PHP467.30
- **You will be charged: PHP37,851.30**



Coming soon: Landbank Link.BizPortal

- This option is currently unavailable. It will be enabled soon. Meanwhile kindly use other available options
- For this kind of payment Landbank charges convenience fee on top of PCAB fees. The convenience fee will not be part of the collection of PCAB but will go to the account of PayMaya
- PCAB Total Fees: PHP37,384.00
- Landbank Convenience Fee: PHP ???



Other Payment Options

Other
Important:



STEP 2

[Click here to return to Table of Contents](#)

8

Accomplish the entire **Payment** Tab/Page (using PayMaya/GCash e-wallet).

QR and e-Wallets



Or pay with PayMaya QR

The applicant will be redirected to PayMaya payments page, check the Order Summary. Once confirmed, click either **PayMaya** or **GCash** to continue.



CIAP

Order Summary

PCAB License fee	PHP 35,100.00
Documentary Stamp Tax	PHP 30.00
Legal Research Fund	PHP 12.00
PayMaya Fee	PHP 8.00
Documentary Stamp Tax	PHP 30.00
Fees P C A B	PHP 35,100.00
Legal Research Fund	PHP 12.00
Pay Maya Fee	PHP 8.00
Renewal Fee	PHP 35,142.00
Total Amount	PHP 35,150.00

Powered by  **PayMaya** Enterprise



PayMaya e-Wallet option 1 – STEP 1

[Click here to return to Table of Contents](#)

9

Accomplish the entire **Payment** Tab/Page (using PayMaya e-wallet option 1).

- By using your PayMaya app in your smartphone, tap **“Scan to Pay”** at the bottom part.
- Scan the QR code displayed on the screen
- Make sure that you have enough balance before you continue.
- Tap **Continue**





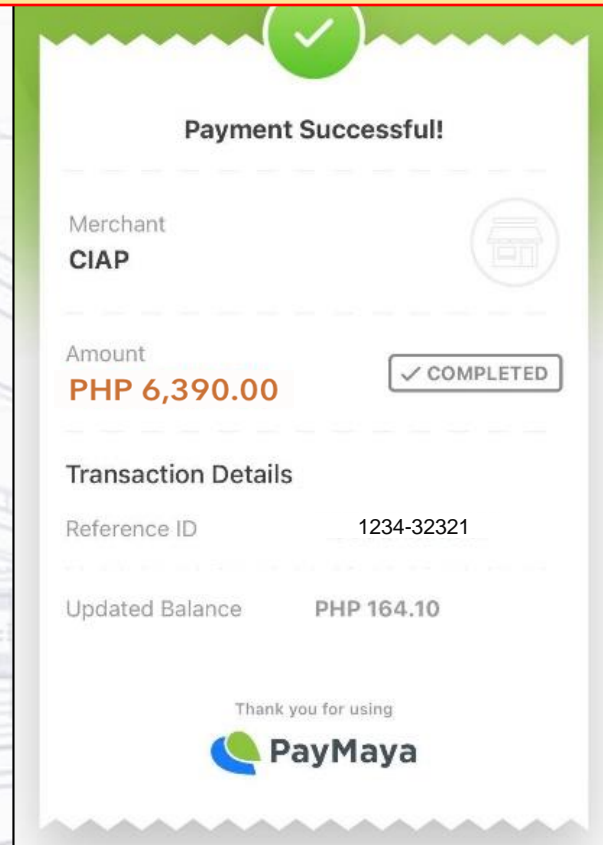
PayMaya e-Wallet option 1 – STEP 2

[Click here to return to Table of Contents](#)

10

Accomplish the entire **Payment** Tab/Page (using **PayMaya e-wallet option 1**).

- Once the payment is successfully done, a confirmation will appear on your smartphone's screen.
- A transaction information shall be sent to your registered email.



Successful payment.

Name of agency: Philippine Contractors Accreditation Board (PCAB)

Location: Metro Manila

Summary:

Company Name: SAMPLE CONSTRUCTION

License Category: B

Type: New

CFY: 2021/2022

Date and time of receipt: 2021-02-16 11:54:0

Nature of Collection: PCAB Fee

Amount received / Summary of Fees:

1. Filing Fee 1,200.00
 2. Classification Fee
---Principal 240.00
 3. Categorization Fee 4,800.00
 4. License Fee 100.00
 5. Documentary Stamp Tax 30.00
 6. Legal Research Fund 12.00
- Total amount to be paid (PHP): 6,382.00

eOR Number: eOR: 999999999999

Transaction number: 1234-32321

Mode of payment: PM_paymaya

Order of Payment Slip Number (Request Reference Number): 1234-32321

[Click here to go to Home Page](#)

- A confirmation will appear on your PCAB Portal account indicating your eOR (electronic Official Receipt) Number. Do not forget to take a screenshot of this page before going back to **Home** Page/Tab. **Your payment shall be reconciled automatically**
- Once done, click Home Page and the applicant will be redirected to the **Home** Tab/Page



PayMaya e-Wallet option 2 – STEP 1

[Click here to return to Table of Contents](#)

11

Accomplish the entire **Payment** Tab/Page (using **PayMaya e-wallet option 2**).


PayMaya Payment Gateway

payments.paymaya.com/v2/checkout?id=d0ae4295-


QR and e-Wallets

PayMaya

Or pay with PayMaya QR

Scan  **PayMaya** QR to pay

Use your PayMaya App to scan QR code



PHP 6,390.00
CIAP

Or use your PayMaya account

Login to Pay

- By using your PayMaya account through an internet browser, click the “**Login to Pay**” button.
- Login your PayMaya credentials and an OTP shall be sent to your registered mobile number
- Make sure that you have enough balance before you continue.



PayMaya e-Wallet option 2 – STEP 2

[Click here to return to Table of Contents](#)

12

Accomplish the entire **Payment** Tab/Page (using PayMaya e-wallet option 2).

- Once the payment is successfully done, a confirmation will appear on the screen.
- A transaction information shall be sent to your registered email.

CIAP

Transaction # 1234-32321 Payment Date 22 Mar 2021

Payment Method
PayMaya Account

Total Amount PHP 6,390.00

[Back to Merchant](#)

You will be redirected to the merchant site after 7s.

Conveniently receive your receipts by Email or SMS.

Email / PH Mobile [→](#)

Successful payment.

Name of agency: Philippine Contractors Accreditation Board (PCAB)
Location: Metro Manila
Summary:
Company Name: SAMPLE CONSTRUCTION
License Category: B
Type: New
CFY: 2021/2022

Date and time of receipt: 2021-02-16 11:54:0
Nature of Collection: PCAB Fee

Amount received / Summary of Fees:
1. Filing Fee 1,200.00
2. Classification Fee
---Principal 240.00
3. Categorization Fee 4,800.00
4. License Fee 100.00
5. Documentary Stamp Tax 30.00
6. Legal Research Fund 12.00
Total amount to be paid (PHP): 6,382.00

eOR Number: eOR: 999999999999

Transaction number: 1234-32321

Mode of payment: PM_paymaya

Order of Payment Slip Number (Request Reference Number): 1234-32321

[Click here to go to Home Page](#)

- A confirmation will appear on your PCAB Portal account indicating your eOR (electronic Official Receipt) Number. Do not forget to take a screenshot of this page before going back to **Home** Page/Tab. **Your payment shall be reconciled automatically**
- Once done, click Home Page and the applicant will be redirected to the **Home** Tab/Page



GCash e-Wallet – STEP 1

[Click here to return to Table of Contents](#)

13

Accomplish the entire **Payment** Tab/Page (using Gcash e-wallet).

GCash

Merchant Paymaya Online 5

Amount Due PHP 35,150.00

Login to pay with GCash

Mobile number
+63 9121234567

NEXT

Don't have a GCash account? [Register now](#)

- By using your GCash account through an internet browser, click on **“Next”** button.
- Enter your GCash credentials and an OTP shall be sent to your registered mobile number
- Make sure that you have enough balance before you continue.

GCash

Login to pay with GCash

Enter the 6-digit authentication code sent to your registered mobile number.

| _ _ _ _ _

Didn't get the code? Resend 293s

NEXT



Accomplish the entire **Payment** Tab/Page (using **GCash e-wallet**).



Successful payment.

Name of agency: Philippine Contractors Accreditation Board (PCAB)

Location: Metro Manila

Summary:

Company Name: SAMPLE CONSTRUCTION

License Category: B

Type: New

CFY: 2021/2022

Date and time of receipt: 2021-02-16 11:54:0

Nature of Collection: PCAB Fee

Amount received / Summary of Fees:

1. Filing Fee 1,200.00

2. Classification Fee

---Principal 240.00

3. Categorization Fee 4,800.00

4. License Fee 100.00

5. Documentary Stamp Tax 30.00

6. Legal Research Fund 12.00

Total amount to be paid (PHP): 6,382.00

eOR Number: eOR 999999999999

Transaction number: 1234-32321

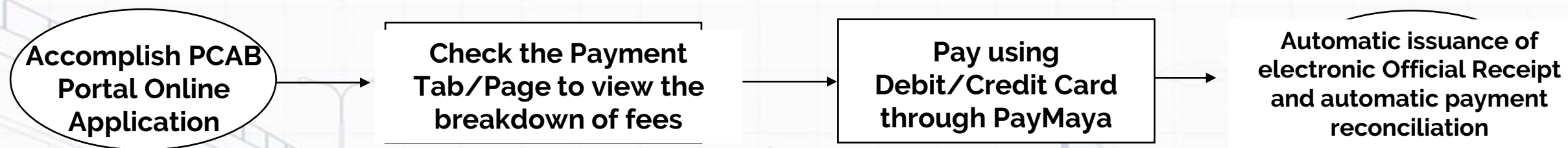
Mode of payment: PM_paymaya

Order of Payment Slip Number (Request Reference Number): 1234-32321

Click here to go to [Home Page](#)

- Once the payment is successfully done, a confirmation will appear on the screen.
- A transaction information shall be sent to your registered email.
- A confirmation will appear on your PCAB Portal account indicating your eOR (electronic Official Receipt) Number. Do not forget to take a screenshot of this page before going back to **Home** Page/Tab. **Your payment shall be reconciled automatically**
- Once done, click Home Page and the applicant will be redirected to the **Home** Tab/Page

Pay using Debit/Credit Card – Visa, Mastercard, JCB – through PayMaya



Accomplish the entire **Payment Tab/Page (using Debit/Credit Card – Visa, Mastercard, JCB – through PayMaya).**

Payment

Summary of Applicant:

Company Name: IMAGINATION-SAMPLE
 License Number: 99999
 License Category: AAA
 Type: Renewal
 CFY: 2021/2022

Summary of Fees:

1. Filing Fee 1,200.00
 2. Category Review 28,800.00
 3. License Fee 100.00
 4. Documentary Stamp Tax 30.00
 5. Legal Research Fund 12.00
 6. Additional Processing Fee 0.00
 7. Additional License Fee 0.00
 Total amount to be paid (PHP): 30,142.00

Registration for Government Infrastructure Projects

1. Filing Fee: 1,200.00
 2. Project Kind Fee
 ---First Project Kind: 4,800.00
 ---Per Succeeding Project Kinds - each: $1 * 1,200.00 = 1,200.00$
 3. Documentary Stamp Tax: 30.00
 4. Legal Research Fund: 12.00
 Total ARCC (PHP): 7,242.00

Total for license and ARCC: 37,384.00

Pay with PayMaya e-wallet

- For this kind of payment PayMaya charges fixed convenience fee of PHP 8.00 per transaction. Convenience fee is calculated on top of PCAB fees and will not be part of the collection of PCAB but will go to the account of PayMaya
- PCAB Total Fees: PHP37,384.00
- PayMaya Convenience Fee: PHP 8.00
- You will be charged: PHP37,392.00

Tap or double click the PayMaya Logo to proceed.

- To pay using **Debit/Credit Card – Visa, Mastercard, JCB – through PayMaya**, tap or double click the PayMaya Logo to proceed.
- Take note that each e-payment facilities has corresponding Convenience Fee.

Debit/ Credit Card (Visa, Mastercard, JCB)

- Payment of renewal fee can be done using Debit / Credit Card through PayMaya.
- For this kind of payment PayMaya charges 1.25% convenience fee on top of PCAB fees. The convenience fee will not be part of the collection of PCAB but will go to the account of PayMaya
- PCAB Total Fees: PHP37,384.00
- PayMaya Convenience Fee (1.25% of amount): PHP467.30
- You will be charged: PHP37,851.30

Tap or double click the PayMaya Logo to proceed.



Coming soon: Landbank Link.BizPortal

- This option is currently unavailable. It will be enabled soon. Meanwhile kindly use other available options
- For this kind of payment Landbank charges convenience fee on top of PCAB fees. The convenience fee will not be part of the collection of PCAB but will go to the account of PayMaya
- PCAB Total Fees: PHP37,384.00
- Landbank Convenience Fee: PHP ???



Other Payment Options

Other

Important:



STEP 2

[Click here to return to Table of Contents](#)

18

Accomplish the entire **Payment** Tab/Page (using Debit/Credit Card – Visa, Mastercard, JCB – through PayMaya).

payments.paymaya.com/v2/checkout?id=8909a9b0-e897-4aec-9e9c-fb45c63f88d3

Card Details

First Name

Last Name

Card Number

Expiry Date

CVV

Complete Order

CIAP

Order Summary

PCAB License & ARCC fee	PHP 37,300.00
Documentary Stamp Tax	PHP 30.00
Legal Research Fund	PHP 24.00
PayMaya Fee	PHP 466.93
Documentary Stamp Tax	PHP 30.00
Fees P C A B	PHP 37,300.00
Legal Research Fund	PHP 24.00
Pay Maya Fee	PHP 466.93
Renewal Fee	PHP 30,142.00
Total Amount	PHP 37,820.93

The applicant will be redirected to PayMaya payments page, check the Order Summary. Once confirmed, provide Card Details and click **Complete Order** to continue.




STEP 3

[Click here to return to Table of Contents](#)


19

Accomplish the entire **Payment** Tab/Page (using Debit/Credit Card – Visa, Mastercard, JCB – through PayMaya).


- Once the payment is successfully done, a confirmation will appear on the screen.
- A transaction information shall be sent to your registered email.

Request ref. no.: a030002c-4228-4788-edef-dc

Hi Customer!
You sent a payment of PHP 23,228.78 to CIAP – PCAB

**CIAP – PCAB**


Transaction #	Payment Date
1234-32321	21 Oct 2020

Payment Method
 **** * 2346

Total Amount	PHP 6,390.00
---------------------	---------------------

This is a system-generated email. Please do not reply.

If you have any questions email [Customer Service](#) or go to a



Successful payment.

Name of agency: Philippine Contractors Accreditation Board (PCAB)
Location: Metro Manila
Summary:
Company Name: SAMPLE CONSTRUCTION
License Category: B
Type: New
CFY: 2021/2022

Date and time of receipt: 2021-02-16 11:54:00
Nature of Collection: PCAB Fee

Amount received / Summary of Fees:
1. Filing Fee 1,200.00
2. Classification Fee
---Principal 240.00
3. Categorization Fee 4,800.00
4. License Fee 100.00
5. Documentary Stamp Tax 30.00
6. Legal Research Fund 12.00
Total amount to be paid (PHP): 6,382.00

eOR Number: eOR 999999999999

Transaction number: 1234-32321

Mode of payment: PM_card

Order of Payment Slip Number (Request Reference Number): 1234-32321

Click here to go to [Home Page](#)

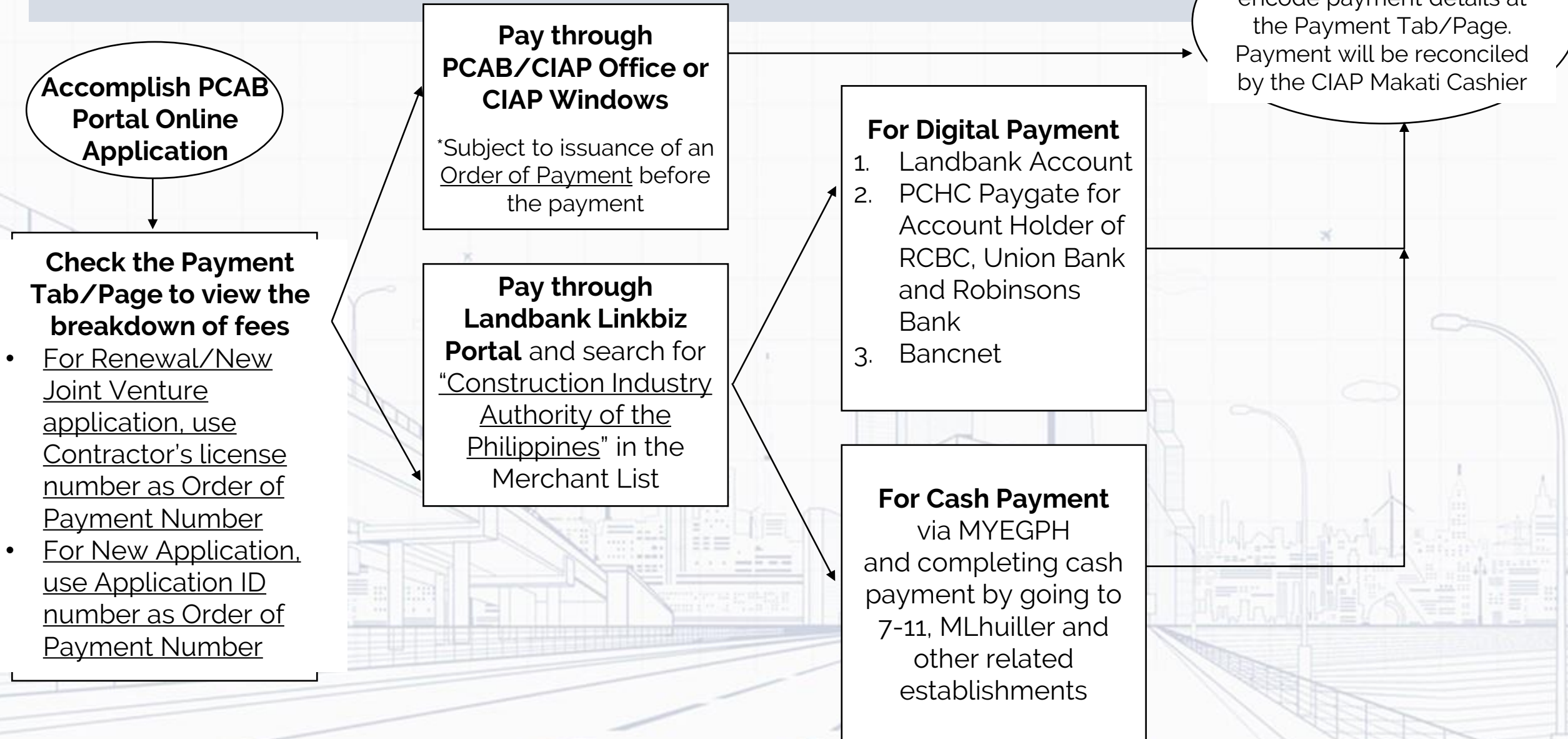
- A confirmation will appear on your PCAB Portal account indicating your eOR (electronic Official Receipt) Number. Do not forget to take a screenshot of this page before going back to **Home** Page/Tab. **Your payment shall be reconciled automatically**
- Once done, click Home Page and the applicant will be redirected to the **Home** Tab/Page.

Other Payment Options: Pay through Landbank LinkBiz Portal website



Payment Processing Flow

[Click here to return to Table of Contents](#)



A. For Digital Payments:

Contractors can pay online via the Land Bank of the Philippines' LinkBiz Portal, on the following circumstances:

A.1. For Landbank Account holders, you may pay through LinkBiz Portal ([refer to this page for instructions](#)).

We encourage applicants to **open an account in LandBank**, or use any available LandBank account of any member of your company, to pay online through the LandBank LinkBiz Portal.

Additional Note: Going to a Landbank branch and going over-the-counter payments or cash deposit directly to the CIAP Landbank Account will NOT be accepted due to administrative limitations.

A.2. For the Account Holders from the following banks:

- a. RCBC
- b. UNIONBank
- c. Robinsons Bank

You may pay through **LinkBiz Portal through PCHC PayGate option** ([refer to this page for instructions](#)).

You may consider also opening bank accounts from RCBC and UnionBank, ***which can be done entirely online***, so you may use the PCHC PayGate option for the LinkBiz Portal.

A. For Digital Payments:

A.3. For other BancNet Bank Account ATM Holders

- | | | |
|---------------------------|---------------------------|-----------------------------|
| a. Asia United Bank | g. Entrepreneur Bank | m. PBCOM |
| b. BPI Direct BanKo | h. Equicom Savings Bank | n. Philippine Business Bank |
| c. CTBC Bank | i. Luzon Development Bank | o. Philtrust Bank |
| d. Citystate Savings Bank | j. MASS SPECC | p. Sterlink Bank of Asia |
| e. DBP | k. Malayan Bank | |
| f. Enterprise Bank | l. Overseas Filipino Bank | |

You may pay through **LinkBiz Portal through BancNet option** ([refer to this page for instructions](#)).

B. For Cash Payments:

Cash payments can be done by initially using the LinkBiz Portal of LandBank through **MYEG Payment Option**, and completing your cash payment by going to **7-11, MLhuiller**, and other related establishments ([refer to this page for instructions](#))


A. For Digital Payment

A.1. For LANDBANK Account Holders

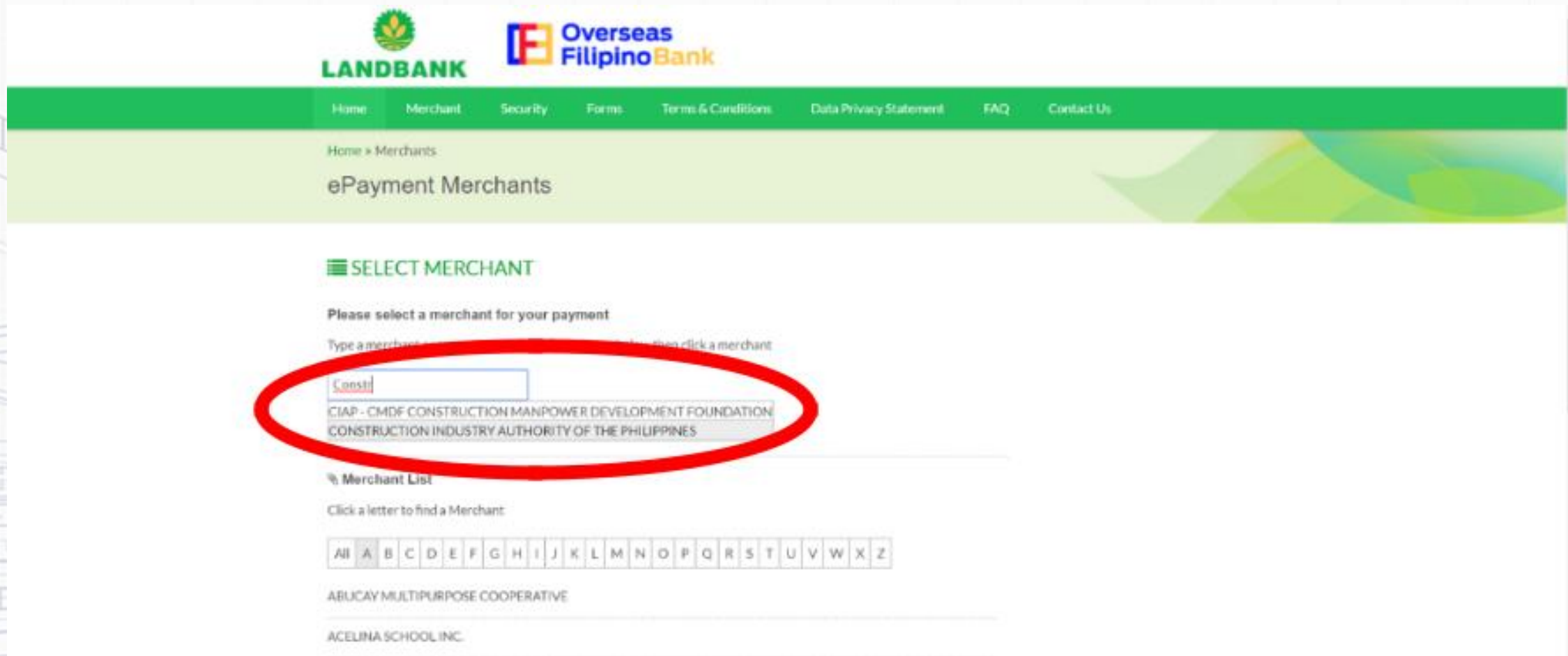
STEP 1. Proceed to the Payment Tab/Page of the PCAB Portal application to view the summary of fees to be paid.

STEP 2. Open your internet browser and go to <https://epaymentportal.landbank.com>

STEP 3. Click the **PAY NOW** button found at the center of the screen.

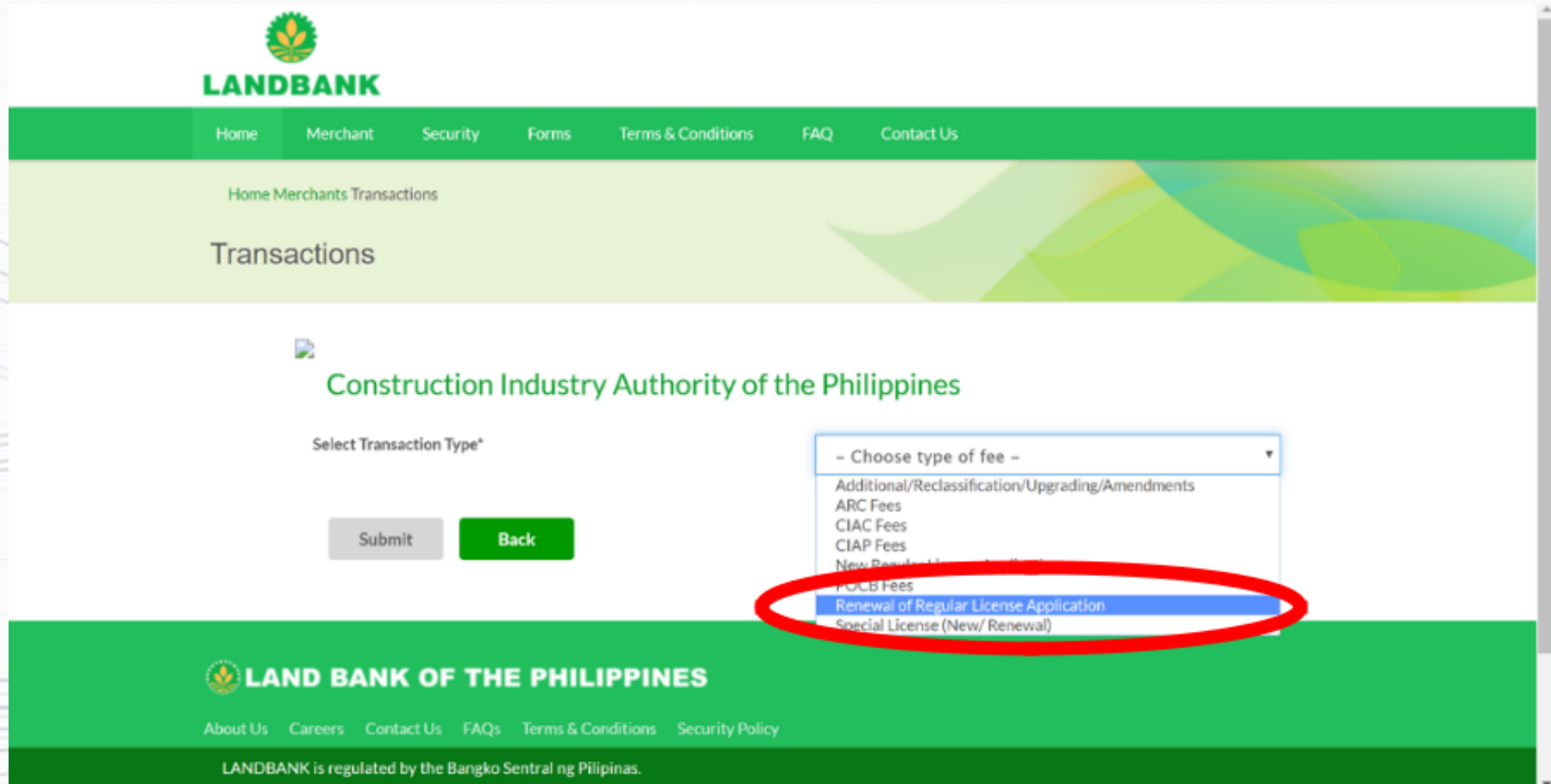


STEP 4. In the ePayment Merchants list, please Type “**Construction Industry Authority of the Philippines**” on the [Enter Merchant Name] box and then click “**Construction Industry Authority of the Philippines**”.



The screenshot displays the ePayment Merchants page of Landbank and Overseas Filipino Bank. The page features a green header with the bank logos and a navigation menu. Below the header, the breadcrumb trail reads 'Home » Merchants' and the page title is 'ePayment Merchants'. A section titled 'SELECT MERCHANT' prompts the user to 'Please select a merchant for your payment'. It includes a search bar with the text 'Type a merchant name or click a merchant' and a dropdown menu. The dropdown menu shows two options: 'CIAP - CMDF CONSTRUCTION MANPOWER DEVELOPMENT FOUNDATION' and 'CONSTRUCTION INDUSTRY AUTHORITY OF THE PHILIPPINES', which are highlighted by a red circle. Below the search bar, there is a 'Merchant List' section with a prompt 'Click a letter to find a Merchant' and a grid of letters from A to Z. The list also includes 'ABUCAY MULTIPURPOSE COOPERATIVE' and 'ACELINA SCHOOL INC.'

STEP 5. Select **Type of Application** among the choices in **Transaction Type**.



The screenshot displays the LANDBANK website interface. At the top, the LANDBANK logo is visible, followed by a navigation bar with links: Home, Merchant, Security, Forms, Terms & Conditions, FAQ, and Contact Us. Below this, a breadcrumb trail shows 'Home Merchants Transactions', and the main heading is 'Transactions'.

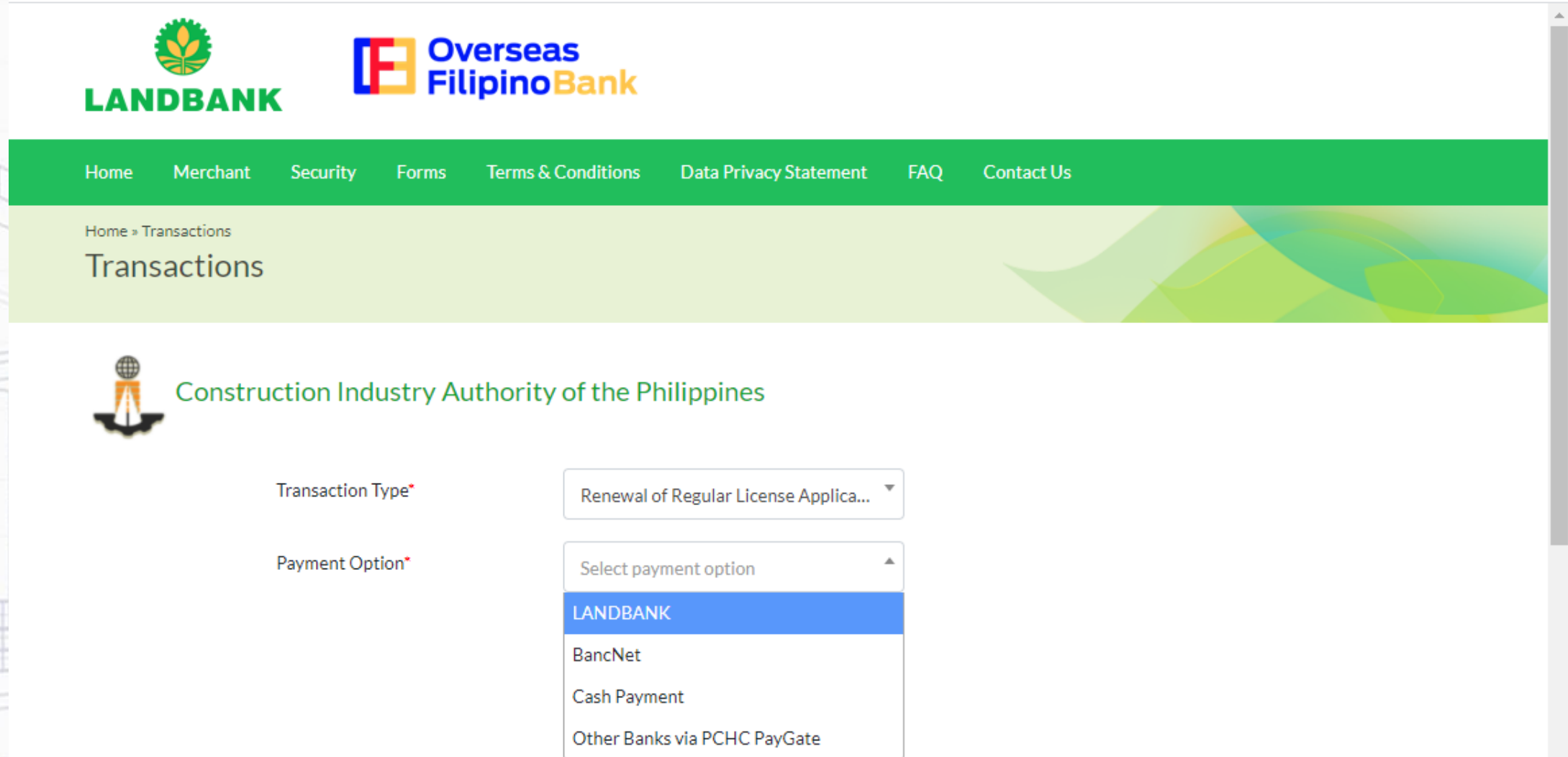
The main content area is titled 'Construction Industry Authority of the Philippines'. Below this, there is a form with the label 'Select Transaction Type*'. The form contains two buttons: 'Submit' and 'Back'.

A dropdown menu is open, showing the following options:

- Choose type of fee -
- Additional/Reclassification/Upgrading/Amendments
- ARC Fees
- CIAC Fees
- CIAP Fees
- New Regular License Application
- POCB Fees
- Renewal of Regular License Application** (highlighted and circled in red)
- Special License (New/ Renewal)

The bottom of the page features a green footer with the LAND BANK OF THE PHILIPPINES logo and the text 'LANDBANK is regulated by the Bangko Sentral ng Pilipinas.'.

STEP 6. In Payment Option, select **LANDBANK** and enter your **LANDBANK Account Number**.



The screenshot displays the Landbank website interface. At the top, the Landbank logo is on the left, and the Overseas Filipino Bank logo is on the right. Below the logos is a green navigation bar with links: Home, Merchant, Security, Forms, Terms & Conditions, Data Privacy Statement, FAQ, and Contact Us. Underneath the navigation bar, the breadcrumb "Home » Transactions" is shown, followed by the heading "Transactions". The main content area features the logo of the Construction Industry Authority of the Philippines (CIAAP) on the left and a form on the right. The form has two sections: "Transaction Type" with a dropdown menu showing "Renewal of Regular License Applica..." and "Payment Option" with a dropdown menu showing "Select payment option". The "Payment Option" dropdown is expanded, showing four options: "LANDBANK" (highlighted in blue), "BancNet", "Cash Payment", and "Other Banks via PCHC PayGate".


LANDBANK

Overseas Filipino Bank

Home Merchant Security Forms Terms & Conditions Data Privacy Statement FAQ Contact Us

Home » Transactions

Transactions

 Construction Industry Authority of the Philippines

Transaction Type* Renewal of Regular License Applica...

Payment Option* Select payment option

LANDBANK

BancNet

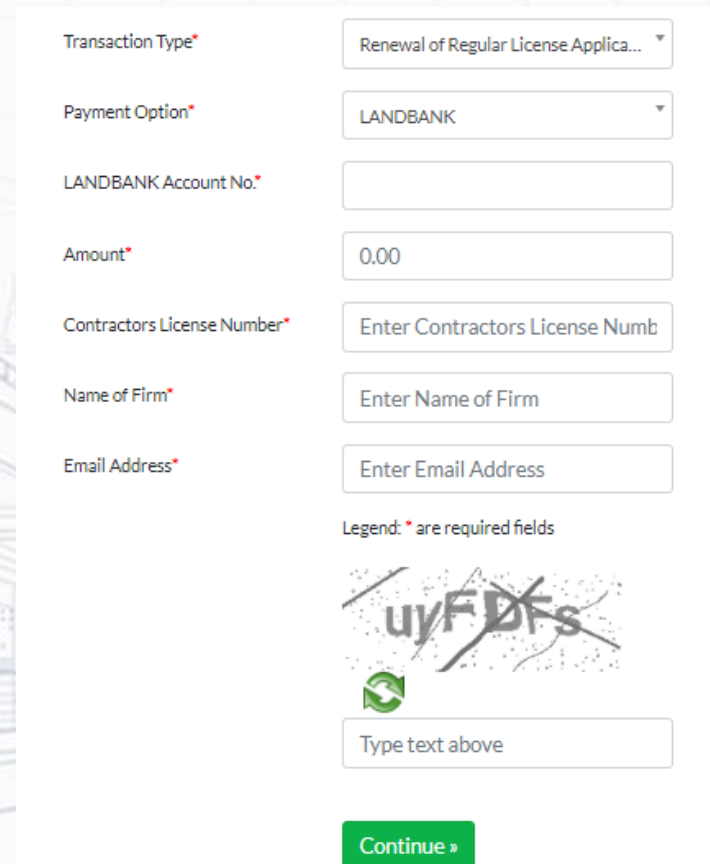
Cash Payment

Other Banks via PCHC PayGate

STEP 7. Under the “Amount” field, enter the Total Amount to be paid as indicated in the Payments Tab/Page (refer to STEP 1).

STEP 8. Fill-out the Transaction Form according to the Summary of Fees Detail as mentioned in STEP 1. For the email address, please use the email address used in the PCAB Portal.

STEP 9. Review Transaction Form Details. If all information are correct, Enter the code for CAPTCHA and click **Continue**.

A screenshot of a web form for a transaction. The form has several fields with red asterisks indicating required fields. The fields are: Transaction Type (dropdown menu showing 'Renewal of Regular License Applica...'), Payment Option (dropdown menu showing 'LANDBANK'), LANDBANK Account No. (text input), Amount (text input showing '0.00'), Contractors License Number (text input showing 'Enter Contractors License Numb'), Name of Firm (text input showing 'Enter Name of Firm'), and Email Address (text input showing 'Enter Email Address'). Below the fields is a legend: 'Legend: * are required fields'. Under the legend is a CAPTCHA image showing the text 'uyF Dfs' with a green circular refresh icon to its left. Below the CAPTCHA is a text input field with the placeholder 'Type text above'. At the bottom of the form is a green button with the text 'Continue »'.

STEP 10. You will be redirected to a new page which reflects Review Transaction Details. If all information are correct, tick the box for **Terms and Conditions**. At the end of the Transaction Details Page, input the following information and click **Submit**.

- ✓ **One-time PIN to be sent to your phone;**
- ✓ **Joint Account Indicator (JAI), if any; and**
- ✓ **Personal Identification Number (PIN).**

Transaction Details

Merchant Name	Construction Industry Authority of the Philippines
Transaction Type	Renewal of Palarong License Application
Filing Fee	₱100
Category Review	400
Examiner Fee	100
Additional Processing Fee	0
Additional License Fee	0
Surcharge	0
Certified True Copy	0
Documentary Stamp Tax	0
Legal Research Fund	0
Notes OFFICE	Operator Name
Category	0
OpNumber	000000

Payment Summary

Payment Option	LANDMARK
Transaction Amount	₱1,340.00
Transaction Fee	₱10.00
LANDMARK	₱10.00
Merchant	₱10.00
Total Amount	₱1,350.00

I hereby declare that I am at least 18 years old and have read, understood, and agreed to the [Terms and Conditions](#).

By clicking on the button below, I acknowledge the following and agree to the [Terms and Conditions](#).

LANDMARK Account Number:

Email:

Mobile:

One-Time Password:

Joint Account Indicator (JAI):

[Submit](#) [Cancel](#)

STEP 11. Click **Print Debit Confirmation** and print it as **PDF**.

STEP 12. Go back to PCAB Portal application and click on Payment Tab/Page. Enter the payment confirmation number and amount paid. Upload the copy of payment confirmation and click on Submit button.

02/06/2020

<https://paymentportal.landbank.com/ffoforms/print-confirmation.php>**Transaction Details**

Transaction Reference Number	2499539
Datestamp	2020-06-02 03:57:57
Merchant Name	Construction Industry Authority of the Philippines
Transaction Type	Renewal of Regular License Application
filing fee	0
category review	0
license fee	0
additional processing fee	0
additional license fee	0
surcharge	0
certified true copy	0
documentary stamp tax	0
legal research fund	0
name of firm	NONAME
category	E
op number	123456778

Payment Summary

Payment Option	LANDBANK
Transaction Amount	PhP 100.00
Transaction Fee	PhP 10.00
LANDBANK	PhP 10.00
Merchant	PhP 0.00
Total Amount	PhP 110.00



STEP 1

[Click here to return to Table of Contents](#)

32

Accomplish the entire **Payment Tab/Page (Other Payment Options - Other)**.

Payment

Summary of Applicant:

Company Name: IMAGINATION-SAMPLE
License Number: 99999
License Category: AAA
Type: Renewal
CFY: 2021/2022

Summary of Fees:

1. Filing Fee 1,200.00
2. Category Review 28,800.00
3. License Fee 100.00
4. Documentary Stamp Tax 30.00
5. Legal Research Fund 12.00
6. Additional Processing Fee 0.00
7. Additional License Fee 0.00
Total amount to be paid (PHP): 30,142.00

Registration for Government Infrastructure Projects

1. Filing Fee: 1,200.00
2. Project Kind Fee
---First Project Kind: 4,800.00
---Per Succeeding Project Kinds - each: $1 * 1,200.00 = 1,200.00$
3. Documentary Stamp Tax: 30.00
4. Legal Research Fund: 12.00
Total ARCC (PHP): 7,242.00

Total for license and ARCC: 37,384.00

Pay with PayMaya e-wallet

- For this kind of payment PayMaya charges fixed convenience fee of PHP 8.00 per transaction. Convenience fee is calculated on top of PCAB fees and will not be part of the collection of PCAB but will go to the account of PayMaya
- PCAB Total Fees: PHP37,384.00
- PayMaya Convenience Fee: PHP 8.00
- You will be charged: PHP37,392.00

Tap or double click the PayMaya Logo to proceed.



Debit/ Credit Card (Visa, Mastercard, JCB)


- Payment of renewal fee can be done using Debit / Credit Card through PayMaya.
- For this kind of payment PayMaya charges 1.25% convenience fee on top of PCAB fees. The convenience fee will not be part of the collection of PCAB but will go to the account of PayMaya
- PCAB Total Fees: PHP37,384.00
- PayMaya Convenience Fee (1.25% of amount): PHP467.30
- You will be charged: PHP37,851.30

Tap or double click the PayMaya Logo to proceed.



Coming soon: Landbank Link.BizPortal

- This option is currently unavailable. It will be enabled soon. Meanwhile kindly use other available options
- For this kind of payment Landbank charges convenience fee on top of PCAB fees. The convenience fee will not be part of the collection of PCAB but will go to the account of PayMaya
- PCAB Total Fees: PHP37,384.00
- Landbank Convenience Fee: PHP ???



Other Payment Options

Other
Important:

- For those who paid through **Other Payment Options (Landbank LinkBiz Portal / DTI-CIAP Makati Cashier / DTI-CIAP windows)**, click the Other to upload the copy of Official Receipt.
- Important: Do NOT upload copies of receipt from PayMaya and do NOT upload copies of Manager's Check in the Other Payment Options**



STEP 2

[Click here to return to Table of Contents](#)

33

Accomplish the entire **Payment** Tab/Page (**Other Payment Options - Other**).

- Make sure to encode the Official Receipt details correctly.
- **Upload a scanned copy of Official Receipt in one PDF file**

Payment Confirmation Number *

123456

If you have separate payments:

You may put 2 confirmation numbers, separated by the word "AND".

Amount Paid *

₱35,142.00

Put here the total of the payment(s) that you made.

Date of Payment *

4/6/2021



Upload scan/screenshot of deposit/payment confirmation *

Upload

or drag files here.

Allowed file types: jpeg, jpg, bmp, png, pdf (If you have 2 separate payments - license renewal and ARCC, please combine two scans/screenshots in one file)

Submit

Once done, click the **Submit** button to save the record. The applicant will be redirected to the **Home** Tab/Page

- **Important: Do NOT upload copies of receipt from PayMaya and do NOT upload copies of Manager's Check in the Other Payment Options**

Important:

If application fee had already been paid through PayMaya, the payment will be reconciled by the system automatically.

Hence, there is no need to upload and accomplish anything here.

Payment Options:

[Click here to get detailed instructions how to pay and available options for payments for the renewal of the Contractor's license.](#)

Click here to get detailed instructions how to pay via **Landbank LinkBiz Portal website / DTI-CIAP Makati Cashier / DTI-CIAP windows**


A: For Digital Payment

A.2. For RCBC, UNIONBank and Robinsons Bank Account Holders

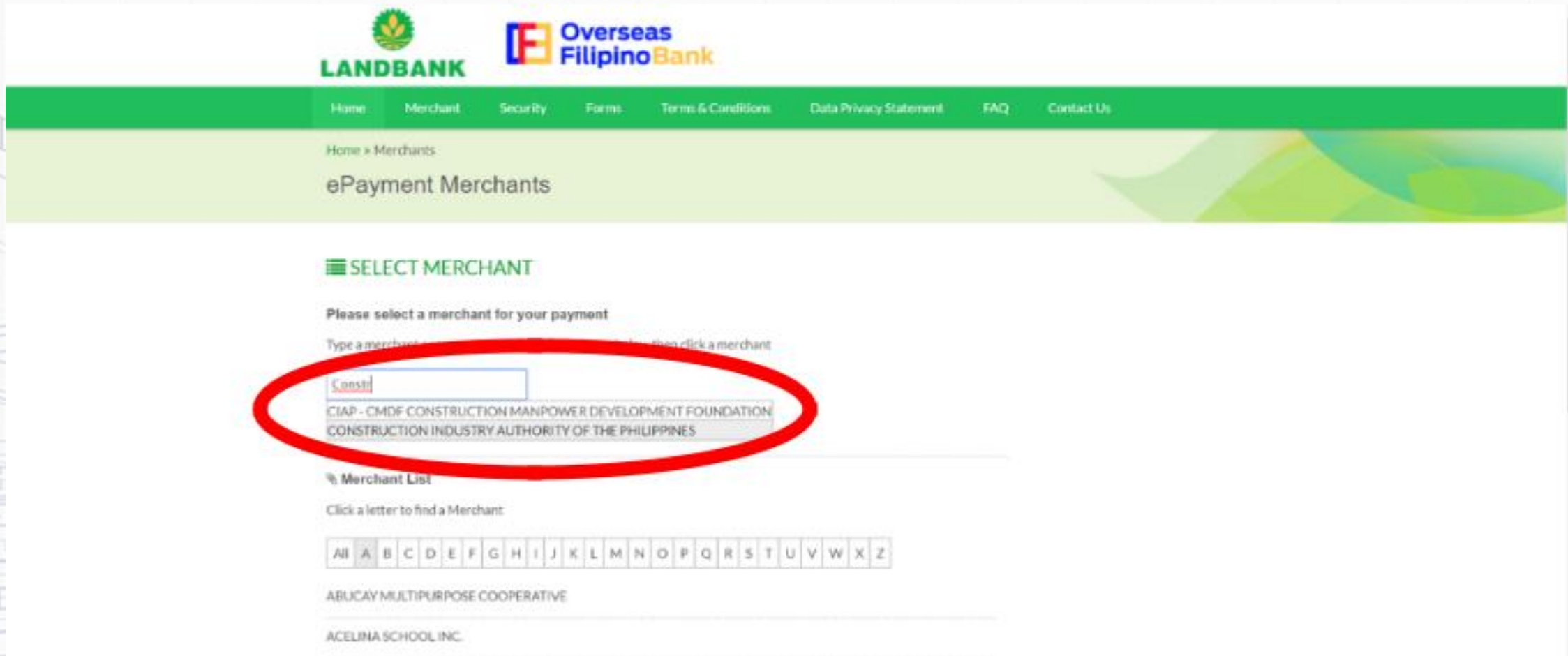
STEP 1. Proceed to the Payment Tab/Page of the PCAB Portal application to view the summary of fees to be paid.

STEP 2. Open your internet browser and go to <https://epaymentportal.landbank.com>

STEP 3. Click the **PAY NOW** button found at the center of the screen.



STEP 4. In the ePayment Merchants list, please Type “**Construction Industry Authority of the Philippines**” on the [Enter Merchant Name] box and then click “**Construction Industry Authority of the Philippines**”.



The screenshot displays the ePayment Merchants page of Landbank and Overseas Filipino Bank. The page features a green header with the bank logos and a navigation menu. Below the header, the breadcrumb trail reads 'Home » Merchants' and the page title is 'ePayment Merchants'. A section titled 'SELECT MERCHANT' contains the instruction 'Please select a merchant for your payment'. Below this, there is a search bar with the text 'Type a merchant name or click a merchant'. The search bar contains the text 'Consti'. A dropdown menu is open, showing two options: 'CIAP - CMDF CONSTRUCTION MANPOWER DEVELOPMENT FOUNDATION' and 'CONSTRUCTION INDUSTRY AUTHORITY OF THE PHILIPPINES'. The second option is highlighted by a red circle. Below the search bar, there is a 'Merchant List' section with the instruction 'Click a letter to find a Merchant'. A row of letters from A to Z is displayed, with 'A' highlighted. Below the letters, the names of two merchants are listed: 'ABUCAY MULTIPURPOSE COOPERATIVE' and 'ACELINA SCHOOL INC.'.

LANDBANK Overseas Filipino Bank

Home Merchant Security Forms Terms & Conditions Data Privacy Statement FAQ Contact Us

Home » Merchants

ePayment Merchants

SELECT MERCHANT

Please select a merchant for your payment

Type a merchant name or click a merchant

Consti

CIAP - CMDF CONSTRUCTION MANPOWER DEVELOPMENT FOUNDATION

CONSTRUCTION INDUSTRY AUTHORITY OF THE PHILIPPINES

Merchant List

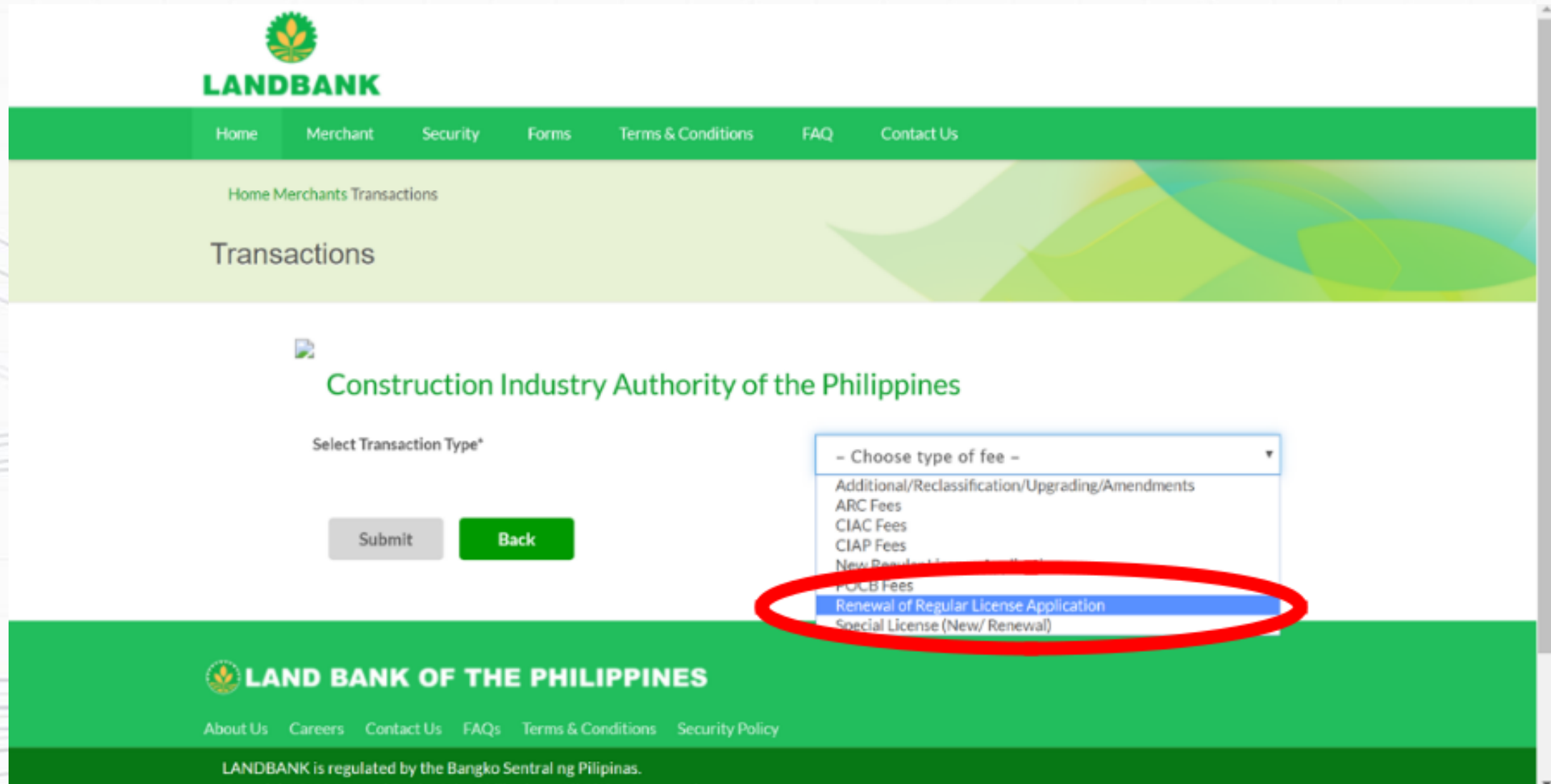
Click a letter to find a Merchant

All A B C D E F G H I J K L M N O P Q R S T U V W X Z

ABUCAY MULTIPURPOSE COOPERATIVE

ACELINA SCHOOL INC.

STEP 5. Select **Type of Application** among the choices in **Transaction Type**.



The screenshot displays the LANDBANK website interface. At the top, the LANDBANK logo is visible, followed by a navigation bar with links: Home, Merchant, Security, Forms, Terms & Conditions, FAQ, and Contact Us. Below this, a breadcrumb trail shows 'Home Merchants Transactions', and the main heading is 'Transactions'.

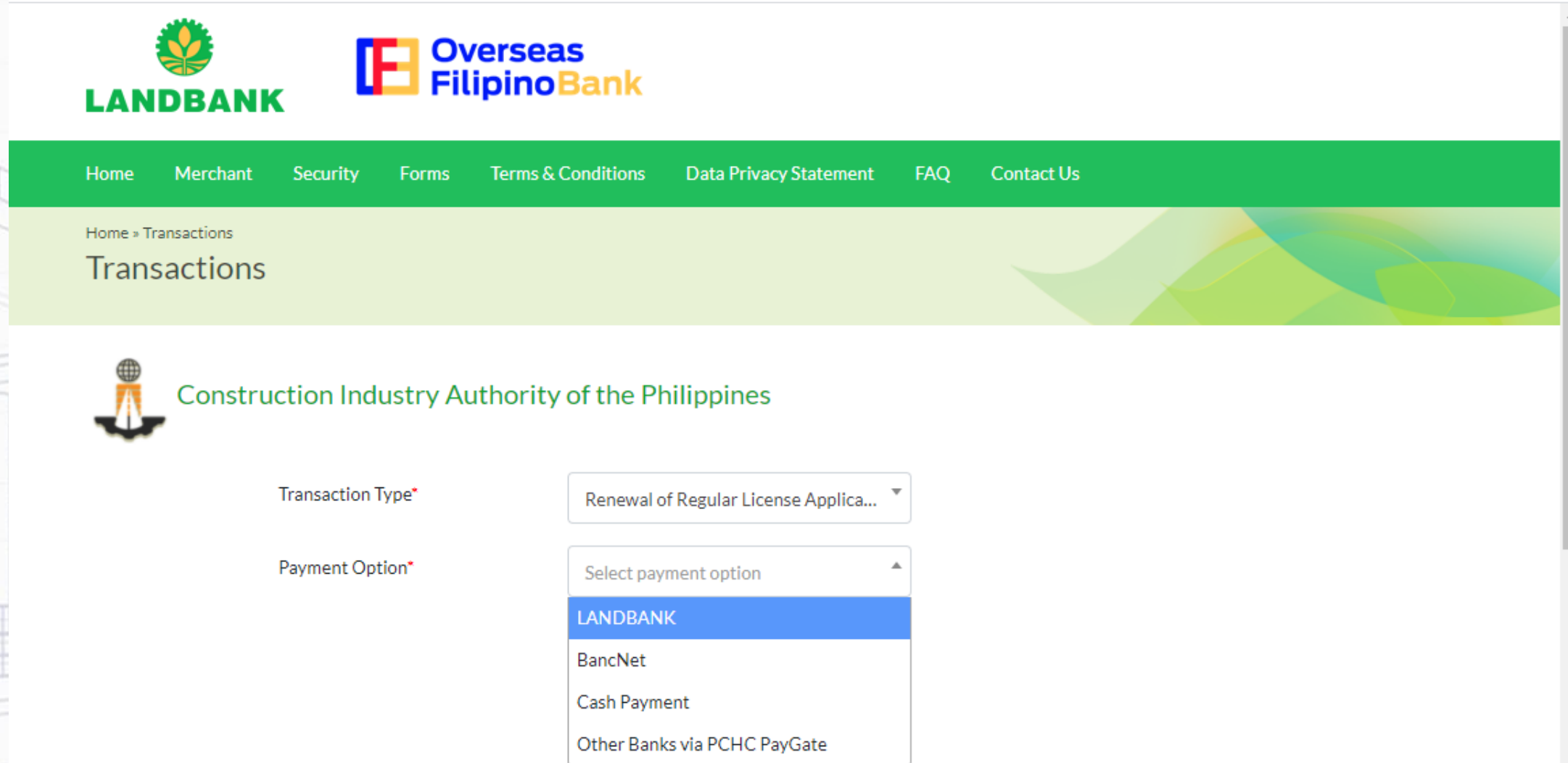
The main content area is titled 'Construction Industry Authority of the Philippines'. Below this, there is a form with the label 'Select Transaction Type*'. The form contains two buttons: 'Submit' and 'Back'.

A dropdown menu is open, showing the following options:

- Choose type of fee -
- Additional/Reclassification/Upgrading/Amendments
- ARC Fees
- CIAC Fees
- CIAP Fees
- New Regular License Application
- POCB Fees
- Renewal of Regular License Application** (highlighted and circled in red)
- Special License (New/ Renewal)

The footer of the page features the LAND BANK OF THE PHILIPPINES logo and a navigation bar with links: About Us, Careers, Contact Us, FAQs, Terms & Conditions, and Security Policy. Below this, a statement reads: 'LANDBANK is regulated by the Bangko Sentral ng Pilipinas.'

STEP 6. In Payment Option, select **Other Banks via PCHC Paygate**.



The screenshot displays the Landbank website interface. At the top, the Landbank and Overseas Filipino Bank logos are visible. A green navigation bar contains links: Home, Merchant, Security, Forms, Terms & Conditions, Data Privacy Statement, FAQ, and Contact Us. Below this, a breadcrumb trail shows 'Home » Transactions', followed by a large 'Transactions' heading. The main content area features the logo and name of the 'Construction Industry Authority of the Philippines'. Below this, there are two dropdown menus. The first, 'Transaction Type*', has 'Renewal of Regular License Applica...' selected. The second, 'Payment Option*', is open, showing a list of options: 'Select payment option' (the current selection), 'LANDBANK', 'BancNet', 'Cash Payment', and 'Other Banks via PCHC PayGate'.


LANDBANK

Overseas Filipino Bank

Home Merchant Security Forms Terms & Conditions Data Privacy Statement FAQ Contact Us

Home » Transactions

Transactions

 Construction Industry Authority of the Philippines

Transaction Type* Renewal of Regular License Applica...

Payment Option* Select payment option

LANDBANK

BancNet

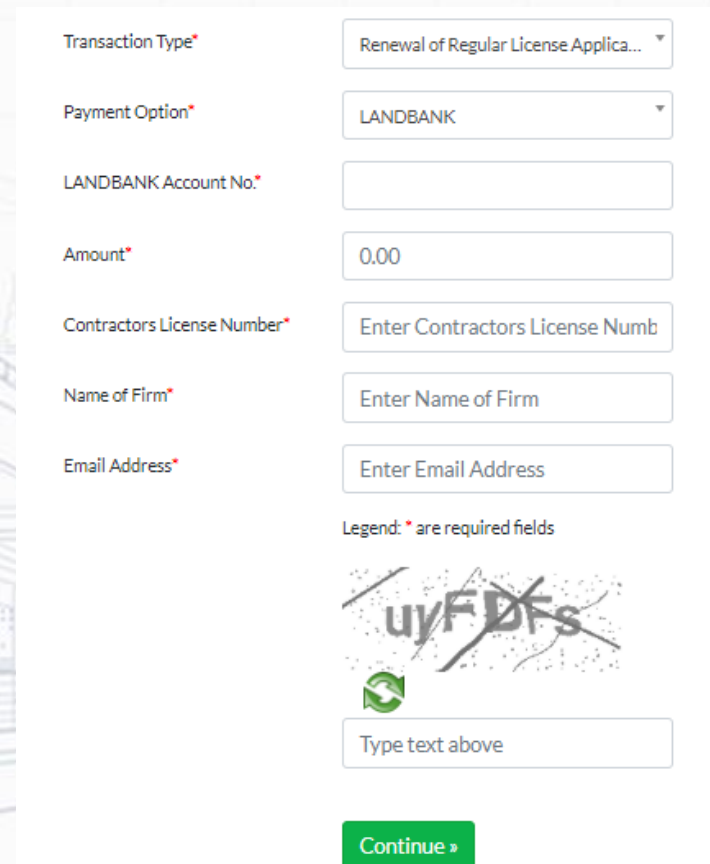
Cash Payment

Other Banks via PCHC PayGate

STEP 7. Under the “Amount” field, enter the Total Amount to be paid as indicated in the Payments Tab/Page (refer to STEP 1).

STEP 8. Fill-out the Transaction Form according to the Summary of Fees Detail as mentioned in STEP 1. For the email address, please use the email address used in the PCAB Portal.

STEP 9. Review Transaction Form Details. If all information are correct, Enter the code for CAPTCHA and click **Continue**.



A screenshot of a web form titled "Transaction Form". The form contains several fields with red asterisks indicating required information. The fields are: "Transaction Type" (dropdown menu showing "Renewal of Regular License Applica..."), "Payment Option" (dropdown menu showing "LANDBANK"), "LANDBANK Account No." (text input), "Amount" (text input showing "0.00"), "Contractors License Number" (text input showing "Enter Contractors License Numb"), "Name of Firm" (text input showing "Enter Name of Firm"), and "Email Address" (text input showing "Enter Email Address"). Below these fields is a legend stating "Legend: * are required fields". Under the legend is a CAPTCHA image showing the text "uyFDFs" with a green circular refresh icon to its left. Below the CAPTCHA is a text input field with the placeholder "Type text above". At the bottom of the form is a green button labeled "Continue »".

Transaction Type* Renewal of Regular License Applica...

Payment Option* LANDBANK

LANDBANK Account No.*

Amount* 0.00

Contractors License Number* Enter Contractors License Numb

Name of Firm* Enter Name of Firm

Email Address* Enter Email Address

Legend: * are required fields

uyFDFs

Type text above

Continue »

STEP 10. You will be redirected to a new page which reflects Review Transaction Details. If all information are correct, tick the box for **Terms and Conditions** and click **Submit**.

STEP 11. You will be redirected to a new page which reflects PCHC Pay Gate. Click **Log in Online Banking**

Transaction Details	
Merchant Name	Construction Industry Authority of the Philippines
Transaction Type	Renewal of Regular License Application
Email	Dsolutionsph@gmail.com
Filing Fee	1200
Category Review	4800
License Fee	100
Additional Processing Fee	0
Additional License Fee	0
Surcharge	0
Certified True Copy	0
Documentary Stamp Tax	30
Legal Research Fund	12
Name Of Firm	Contrators Name
Category	A
Op Number	12345

Payment Summary	
Payment Option	Cash Payment
Transaction Amount	PhP 6,142.00
Transaction Fee	PhP 30.00
Total Amount	PhP 6,172.00

☒ I certify that I am at least 18 years old and have read, understood, and agreed to the [Terms and Conditions](#).

[Submit](#) [Cancel](#)

Thank you for choosing the PCHC PayGate. Kindly review the transaction and issue your conformity to the said payment by choosing one of the following forms of payment:

Transaction Details

Transaction ID 46d1d0da-092e-4807-ab3d-a0c79856e4f5
Merchant Name ConstructionIndustryAuthorityofthePhilippines-RenewalofRegularLicenseApplication
Transaction Amount
Date/Time 2020-06-10 15:10:02+0800

Pay Now Using Your Bank Account

We support the following forms of payment. Please choose one of the following options to continue:


Scan QR Code
 Using your bank's mobile banking application

Receive a One-Time PIN
 Receive a One-Time PIN on your cell phone.
Registration may be needed

Login to Online Banking
 Pay using your bank's online banking site.

PESONet

STEP 12. Select your bank to login to Online Banking and click continue.



Thank you for choosing the PCHC PayGate. Kindly review the transaction and issue your conformity to the said payment by choosing one of the following forms of payment:

Transaction Details

Transaction ID	46d1d0da-092e-4807-ab3d-a0c79856e4f5
Merchant Name	ConstructionIndustryAuthorityofthePhilippines-RenewalofRegularLicenseApplication
Transaction Amount	PHP 125.00
Date/Time	2020-06-10 15:10:02+0800

Pay Now Using Your Bank Account

[Scan QR Code](#) [Receive a One-Time PIN](#) [Login to Online Banking](#)

Choose your bank to login to Online Banking and complete payment:

Select Your Bank

✓ RIZAL COMMERCIAL BANKING CORPORATION ✓

ROBINSONS BANK

UNION BANK OF THE PHILIPPINES

[Continue](#)

STEP 13. Login your credentials and follow the instruction provided.



STEP 14. Upon clicking your preferred bank, you will be redirected to the log in page of the **chosen bank**. Enter your bank account details and then pay the **Total Amount** to be paid as indicated in the Payments Tab/Page (refer to STEP 1).

STEP 15. Screenshot or save the copy the payment slip.

STEP 16. Once you completed the transaction, wait for the screen to return to Landbank and your payment confirmation will appear. Click “Print Debit Confirmation” and print it as PDF.

STEP 17. Go back to PCAB Portal application and click on Payment Tab/Page. Enter the payment confirmation number and amount paid. Upload the copy of payment confirmation and click on Submit button..



Payment Confirmation

Transaction Details

Transaction Reference Number	2499539
Datestamp	2020-06-02 03:57:57
Merchant Name	Construction Industry Authority of the Philippines
Transaction Type	Renewal of Regular License Application
filing fee	0
category review	0
license fee	0
additional processing fee	0
additional license fee	0
surcharge	0
certified true copy	0
documentary stamp tax	0
legal research fund	0
name of firm	NONAME
category	E
op number	123456778

Payment Summary

Payment Option	LANDBANK
Transaction Amount	PhP 100.00
Transaction Fee	PhP 10.00
LANDBANK	PhP 10.00
Merchant	PhP 0.00
Total Amount	PhP 110.00



STEP 1

[Click here to return to Table of Contents](#)

44

Accomplish the entire **Payment Tab/Page (Other Payment Options - Other)**.

Payment

Summary of Applicant:

Company Name: IMAGINATION-SAMPLE
License Number: 99999
License Category: AAA
Type: Renewal
CFY: 2021/2022

Summary of Fees:

1. Filing Fee 1,200.00
2. Category Review 28,800.00
3. License Fee 100.00
4. Documentary Stamp Tax 30.00
5. Legal Research Fund 12.00
6. Additional Processing Fee 0.00
7. Additional License Fee 0.00
Total amount to be paid (PHP): 30,142.00

Registration for Government Infrastructure Projects

1. Filing Fee: 1,200.00
2. Project Kind Fee
---First Project Kind: 4,800.00
---Per Succeeding Project Kinds - each: 1 * 1,200.00 = 1,200.00
3. Documentary Stamp Tax: 30.00
4. Legal Research Fund: 12.00
Total ARCC (PHP): 7,242.00

Total for license and ARCC: 37,384.00

Pay with PayMaya e-wallet

- For this kind of payment PayMaya charges fixed convenience fee of PHP 8.00 per transaction. Convenience fee is calculated on top of PCAB fees and will not be part of the collection of PCAB but will go to the account of PayMaya
- PCAB Total Fees: PHP37,384.00
- PayMaya Convenience Fee: PHP 8.00
- You will be charged: PHP37,392.00

Tap or double click the PayMaya Logo to proceed.



Debit/ Credit Card (Visa, Mastercard, JCB)


- Payment of renewal fee can be done using Debit / Credit Card through PayMaya.
- For this kind of payment PayMaya charges 1.25% convenience fee on top of PCAB fees. The convenience fee will not be part of the collection of PCAB but will go to the account of PayMaya
- PCAB Total Fees: PHP37,384.00
- PayMaya Convenience Fee (1.25% of amount): PHP467.30
- You will be charged: PHP37,851.30

Tap or double click the PayMaya Logo to proceed.



Coming soon: Landbank Link.BizPortal

- This option is currently unavailable. It will be enabled soon. Meanwhile kindly use other available options
- For this kind of payment Landbank charges convenience fee on top of PCAB fees. The convenience fee will not be part of the collection of PCAB but will go to the account of PayMaya
- PCAB Total Fees: PHP37,384.00
- Landbank Convenience Fee: PHP ???



Other Payment Options

Other
Important:

- For those who paid through **Other Payment Options (Landbank LinkBiz Portal / DTI-CIAP Makati Cashier / DTI-CIAP windows)**, click the Other to upload the copy of Official Receipt.
- Important: Do NOT upload copies of receipt from PayMaya and do NOT upload copies of Manager's Check in the Other Payment Options**



STEP 2

[Click here to return to Table of Contents](#)

45

Accomplish the entire **Payment** Tab/Page (**Other Payment Options - Other**).

- Make sure to encode the Official Receipt details correctly.
- **Upload a scanned copy of Official Receipt in one PDF file**

Payment Confirmation Number *

123456

If you have separate payments:

You may put 2 confirmation numbers, separated by the word "AND".

Amount Paid *

₱35,142.00

Put here the total of the payment(s) that you made.

Date of Payment *

4/6/2021



Upload scan/screenshot of deposit/payment confirmation *

Upload

or drag files here.

Allowed file types: jpeg, jpg, bmp, png, pdf (If you have 2 separate payments - license renewal and ARCC, please combine two scans/screenshots in one file)

Submit

Once done, click the **Submit** button to save the record. The applicant will be redirected to the **Home** Tab/Page

- **Important: Do NOT upload copies of receipt from PayMaya and do NOT upload copies of Manager's Check in the Other Payment Options**

Important:

If application fee had already been paid through PayMaya, the payment will be reconciled by the system automatically.

Hence, there is no need to upload and accomplish anything here.

Payment Options:

[Click here to get detailed instructions how to pay and available options for payments for the renewal of the Contractor's license.](#)

Click here to get detailed instructions how to pay via **Landbank LinkBiz Portal website / DTI-CIAP Makati Cashier / DTI-CIAP windows**


A: For Digital Payment

A.3. For Other BancNet Bank Account ATM Holders

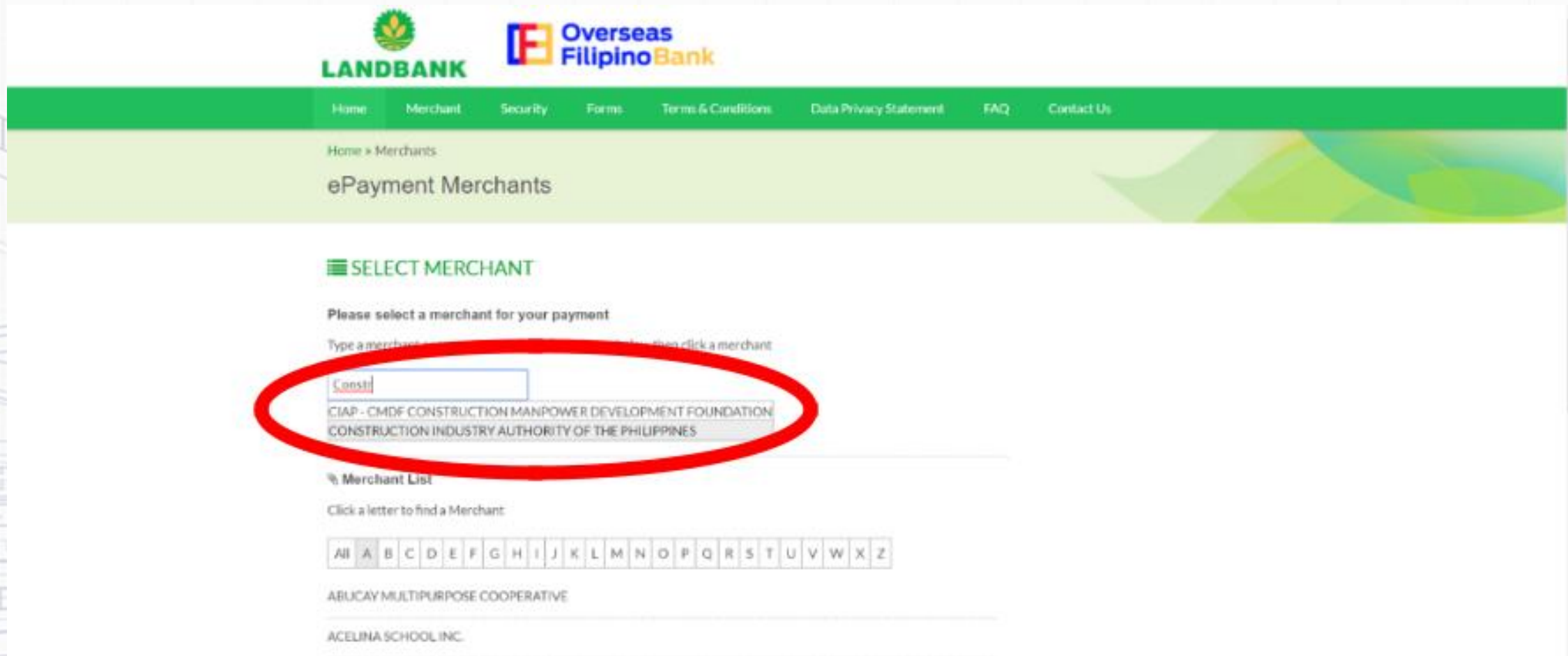
STEP 1. Proceed to the Payment Tab/Page of the PCAB Portal application to view the summary of fees to be paid.

STEP 2. Open your internet browser and go to <https://epaymentportal.landbank.com>

STEP 3. Click the **PAY NOW** button found at the center of the screen.



STEP 4. In the ePayment Merchants list, please Type “**Construction Industry Authority of the Philippines**” on the [Enter Merchant Name] box and then click “**Construction Industry Authority of the Philippines**”.



The screenshot displays the ePayment Merchants page of Landbank and Overseas Filipino Bank. The page features a green header with the bank logos and a navigation menu. Below the header, the breadcrumb trail reads 'Home » Merchants' and the page title is 'ePayment Merchants'. The main section is titled 'SELECT MERCHANT' and prompts the user to 'Please select a merchant for your payment'. It includes a search bar with the text 'Type a merchant name or click a merchant'. The search bar contains the text 'Consti', and a dropdown menu is visible below it, showing two options: 'CIAP - CMDF CONSTRUCTION MANPOWER DEVELOPMENT FOUNDATION' and 'CONSTRUCTION INDUSTRY AUTHORITY OF THE PHILIPPINES'. The second option is highlighted by a red circle. Below the search bar, there is a 'Merchant List' section with a prompt to 'Click a letter to find a Merchant' and a grid of letters from A to Z. The first two entries in the list are 'ABUCAY MULTIPURPOSE COOPERATIVE' and 'ACELINA SCHOOL INC.'.

LANDBANK Overseas Filipino Bank

Home Merchant Security Forms Terms & Conditions Data Privacy Statement FAQ Contact Us

Home » Merchants

ePayment Merchants

SELECT MERCHANT

Please select a merchant for your payment

Type a merchant name or click a merchant

Consti

CIAP - CMDF CONSTRUCTION MANPOWER DEVELOPMENT FOUNDATION

CONSTRUCTION INDUSTRY AUTHORITY OF THE PHILIPPINES

Merchant List


Click a letter to find a Merchant

All A B C D E F G H I J K L M N O P Q R S T U V W X Z

ABUCAY MULTIPURPOSE COOPERATIVE

ACELINA SCHOOL INC.

STEP 5. Select **Type of Application** among the choices in **Transaction Type**.



The screenshot displays the LANDBANK website interface. At the top, the LANDBANK logo is visible, followed by a navigation bar with links: Home, Merchant, Security, Forms, Terms & Conditions, FAQ, and Contact Us. Below this, a breadcrumb trail shows 'Home Merchants Transactions', and the main heading is 'Transactions'.

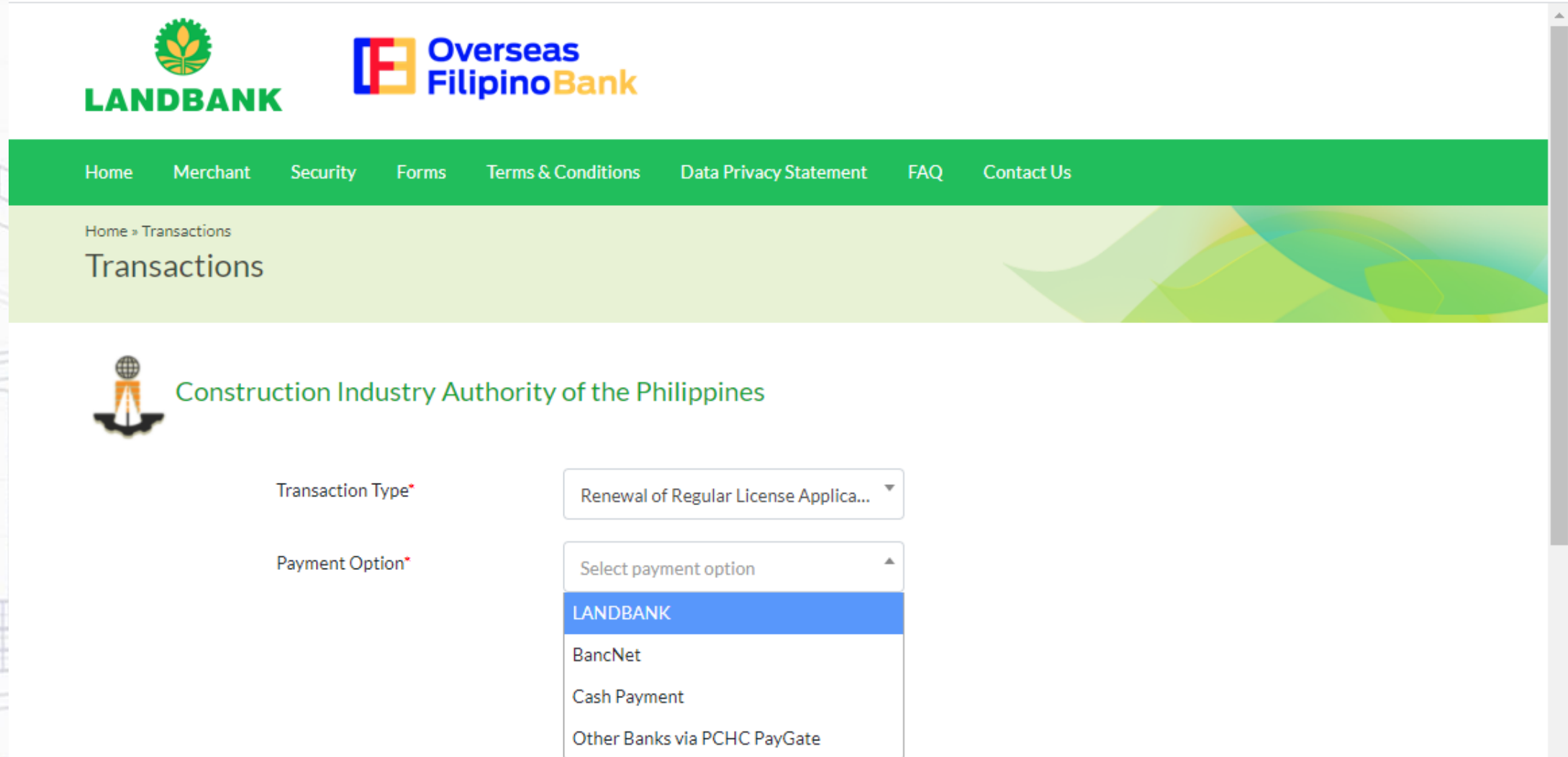
The main content area is titled 'Construction Industry Authority of the Philippines'. Below this, there is a form with the label 'Select Transaction Type*'. The form contains two buttons: 'Submit' and 'Back'.

A dropdown menu is open, showing the following options:

- Choose type of fee -
- Additional/Reclassification/Upgrading/Amendments
- ARC Fees
- CIAC Fees
- CIAP Fees
- New Regular License Application
- POCB Fees
- Renewal of Regular License Application** (highlighted and circled in red)
- Special License (New/ Renewal)

The footer of the page includes the LAND BANK OF THE PHILIPPINES logo and a navigation bar with links: About Us, Careers, Contact Us, FAQs, Terms & Conditions, and Security Policy. Below this, a statement reads: 'LANDBANK is regulated by the Bangko Sentral ng Pilipinas.'

STEP 6. In Payment Option, select **BancNet**.



The screenshot shows the Landbank website interface. At the top, there are logos for Landbank and Overseas Filipino Bank. Below the logos is a green navigation bar with links: Home, Merchant, Security, Forms, Terms & Conditions, Data Privacy Statement, FAQ, and Contact Us. Under the navigation bar, there is a breadcrumb trail: Home » Transactions, followed by the heading "Transactions". Below this, there is a section for the Construction Industry Authority of the Philippines, featuring its logo and name. The main content area contains two dropdown menus. The first dropdown is labeled "Transaction Type*" and has "Renewal of Regular License Applica..." selected. The second dropdown is labeled "Payment Option*" and has a list of options: "Select payment option", "LANDBANK" (highlighted in blue), "BancNet", "Cash Payment", and "Other Banks via PCHC PayGate".


LANDBANK

Overseas Filipino Bank

Home Merchant Security Forms Terms & Conditions Data Privacy Statement FAQ Contact Us

Home » Transactions

Transactions

 Construction Industry Authority of the Philippines

Transaction Type* Renewal of Regular License Applica...

Payment Option*

Select payment option

LANDBANK

BancNet


Cash Payment

Other Banks via PCHC PayGate

STEP 7. Under the “Amount” field, enter the Total Amount to be paid as indicated in the Payments Tab/Page (refer to STEP 1).

STEP 8. Fill-out the Transaction Form according to the Summary of Fees Detail as mentioned in STEP 1. For the email address, please use the email address used in the PCAB Portal.

STEP 9. Review Transaction Form Details. If all information are correct, Enter the code for CAPTCHA and click **Continue**.

A screenshot of a web form for a transaction. The form contains several fields with red asterisks indicating required information. The fields are: Transaction Type (dropdown menu showing 'Renewal of Regular License Applica...'), Payment Option (dropdown menu showing 'LANDBANK'), LANDBANK Account No. (text input), Amount (text input showing '0.00'), Contractors License Number (text input showing 'Enter Contractors License Numb'), Name of Firm (text input showing 'Enter Name of Firm'), and Email Address (text input showing 'Enter Email Address'). Below these fields is a legend stating 'Legend: * are required fields'. Under the legend is a CAPTCHA image showing the text 'uyFDfs' with a green circular refresh icon to its left. Below the CAPTCHA is a text input field with the placeholder 'Type text above'. At the bottom of the form is a green button with the text 'Continue »'.

Transaction Type*	Renewal of Regular License Applica...
Payment Option*	LANDBANK
LANDBANK Account No.*	
Amount*	0.00
Contractors License Number*	Enter Contractors License Numb
Name of Firm*	Enter Name of Firm
Email Address*	Enter Email Address

Legend: * are required fields

uyFDfs

Type text above

Continue »

STEP 10. You will be redirected to a new page which reflects Review Transaction Details. If all information are correct, tick the box for **Terms and Conditions** and click **Submit**.

Transaction Details

Merchant Name	Construction Industry Authority of the Philippines
Transaction Type	Renewal of Regular License Application
Email	Dsolutionsph@gmail.com
Filing Fee	1200
Category Review	4800
License Fee	100
Additional Processing Fee	0
Additional License Fee	0
Surcharge	0
Certified True Copy	0
Documentary Stamp Tax	30
Legal Research Fund	12
Name Of Firm	Contrators Name
Category	A
Op Number	12345

Payment Summary

Payment Option	Cash Payment
Transaction Amount	PhP 6,142.00
Transaction Fee	PhP 30.00
Total Amount	PhP 6,172.00

☒ I certify that I am at least 18 years old and have read, understood, and agreed to the [Terms and Conditions](#).

SubmitCancel

STEP 11. Login your credentials (if applicable) and follow the instruction provided.

STEP 12. Enter your bank account details and then pay the **Total Amount** to be paid as indicated in the Payments Tab/Page (refer to STEP 1).

STEP 13. Screenshot or save the copy the payment slip.

STEP 14. Once you completed the transaction, wait for the screen to return to Landbank and your payment confirmation will appear. Click “Print Debit Confirmation” and print it as PDF.

STEP 15. Go back to PCAB Portal application and click on Payment Tab/Page. Enter the payment confirmation number and amount paid. Upload the copy of payment confirmation and click on Submit button.



Payment Confirmation

Transaction Details

Transaction Reference Number	2499539
Datestamp	2020-06-02 03:57:57
Merchant Name	Construction Industry Authority of the Philippines
Transaction Type	Renewal of Regular License Application
filing fee	0
category review	0
license fee	0
additional processing fee	0
additional license fee	0
surcharge	0
certified true copy	0
documentary stamp tax	0
legal research fund	0
name of firm	VONAME
category	E
op number	123456778

Payment Summary

Payment Option	LANDBANK
Transaction Amount	PHP 100.00
Transaction Fee	PHP 10.00
LANDBANK	PHP 10.00
Merchant	PHP 0.00
Total Amount	PHP 110.00



STEP 1

[Click here to return to Table of Contents](#)

54

Accomplish the entire **Payment Tab/Page (Other Payment Options - Other)**.

Payment

Summary of Applicant:

Company Name: IMAGINATION-SAMPLE
License Number: 99999
License Category: AAA
Type: Renewal
CFY: 2021/2022

Summary of Fees:

1. Filing Fee 1,200.00
2. Category Review 28,800.00
3. License Fee 100.00
4. Documentary Stamp Tax 30.00
5. Legal Research Fund 12.00
6. Additional Processing Fee 0.00
7. Additional License Fee 0.00
Total amount to be paid (PHP): 30,142.00

Registration for Government Infrastructure Projects

1. Filing Fee: 1,200.00
2. Project Kind Fee
---First Project Kind: 4,800.00
---Per Succeeding Project Kinds - each: $1 * 1,200.00 = 1,200.00$
3. Documentary Stamp Tax: 30.00
4. Legal Research Fund: 12.00
Total ARCC (PHP): 7,242.00

Total for license and ARCC: 37,384.00

Pay with PayMaya e-wallet

- For this kind of payment PayMaya charges fixed convenience fee of PHP 8.00 per transaction. Convenience fee is calculated on top of PCAB fees and will not be part of the collection of PCAB but will go to the account of PayMaya
- PCAB Total Fees: PHP37,384.00
- PayMaya Convenience Fee: PHP 8.00
- You will be charged: PHP37,392.00

Tap or double click the PayMaya Logo to proceed.



Debit/ Credit Card (Visa, Mastercard, JCB)


- Payment of renewal fee can be done using Debit / Credit Card through PayMaya.
- For this kind of payment PayMaya charges 1.25% convenience fee on top of PCAB fees. The convenience fee will not be part of the collection of PCAB but will go to the account of PayMaya
- PCAB Total Fees: PHP37,384.00
- PayMaya Convenience Fee (1.25% of amount): PHP467.30
- You will be charged: PHP37,851.30

Tap or double click the PayMaya Logo to proceed.



Coming soon: Landbank Link.BizPortal

- This option is currently unavailable. It will be enabled soon. Meanwhile kindly use other available options
- For this kind of payment Landbank charges convenience fee on top of PCAB fees. The convenience fee will not be part of the collection of PCAB but will go to the account of PayMaya
- PCAB Total Fees: PHP37,384.00
- Landbank Convenience Fee: PHP ???



Other Payment Options

Other
Important:

- For those who paid through **Other Payment Options (Landbank LinkBiz Portal / DTI-CIAP Makati Cashier / DTI-CIAP windows)**, click the Other to upload the copy of Official Receipt.
- Important: Do NOT upload copies of receipt from PayMaya and do NOT upload copies of Manager's Check in the Other Payment Options**



STEP 2

[Click here to return to Table of Contents](#)

55

Accomplish the entire **Payment** Tab/Page (**Other Payment Options - Other**).

- Make sure to encode the Official Receipt details correctly.
- **Upload a scanned copy of Official Receipt in one PDF file**

Payment Confirmation Number *

123456

If you have separate payments:

You may put 2 confirmation numbers, separated by the word "AND".

Amount Paid *

₱35,142.00

Put here the total of the payment(s) that you made.

Date of Payment *

4/6/2021



Upload scan/screenshot of deposit/payment confirmation *

Upload

or drag files here.

Allowed file types: jpeg, jpg, bmp, png, pdf (If you have 2 separate payments - license renewal and ARCC, please combine two scans/screenshots in one file)

Submit

Once done, click the **Submit** button to save the record. The applicant will be redirected to the **Home** Tab/Page

- **Important: Do NOT upload copies of receipt from PayMaya and do NOT upload copies of Manager's Check in the Other Payment Options**

Important:

If application fee had already been paid through PayMaya, the payment will be reconciled by the system automatically.

Hence, there is no need to upload and accomplish anything here.

Payment Options:

[Click here to get detailed instructions how to pay and available options for payments for the renewal of the Contractor's license.](#)

Click here to get detailed instructions how to pay via **Landbank LinkBiz Portal website / DTI-CIAP Makati Cashier / DTI-CIAP windows**


B. For Cash Payment

Cash Payment through MYEGPH Payment Option


STEP 1. Proceed to the Payment Tab/Page of the PCAB Portal application to view the summary of fees to be paid.

STEP 2. Open your internet browser and go to <https://epaymentportal.landbank.com>

STEP 3. Click the **PAY NOW** button found at the center of the screen.



STEP 4. In the ePayment Merchants list, please Type “**Construction Industry Authority of the Philippines**” on the [Enter Merchant Name] box and then click “**Construction Industry Authority of the Philippines**”.



The screenshot displays the ePayment Merchants page of Landbank and Overseas Filipino Bank. The page features a green header with the bank logos and a navigation menu. Below the header, the breadcrumb trail reads 'Home » Merchants' and the page title is 'ePayment Merchants'. The main section is titled 'SELECT MERCHANT' and prompts the user to 'Please select a merchant for your payment'. It includes a search bar with the text 'Type a merchant name or click a merchant'. The search bar contains the text 'Consti', and a dropdown menu is visible below it, showing two options: 'CIAP - CMDF CONSTRUCTION MANPOWER DEVELOPMENT FOUNDATION' and 'CONSTRUCTION INDUSTRY AUTHORITY OF THE PHILIPPINES'. The second option is highlighted by a red circle. Below the search bar, there is a 'Merchant List' section with a prompt to 'Click a letter to find a Merchant' and a grid of letters from A to Z. The first two entries in the list are 'ABUCAY MULTIPURPOSE COOPERATIVE' and 'ACELINA SCHOOL INC.'.

LANDBANK Overseas Filipino Bank

Home Merchant Security Forms Terms & Conditions Data Privacy Statement FAQ Contact Us

Home » Merchants

ePayment Merchants

SELECT MERCHANT

Please select a merchant for your payment

Type a merchant name or click a merchant

Consti

CIAP - CMDF CONSTRUCTION MANPOWER DEVELOPMENT FOUNDATION

CONSTRUCTION INDUSTRY AUTHORITY OF THE PHILIPPINES

Merchant List


Click a letter to find a Merchant

All A B C D E F G H I J K L M N O P Q R S T U V W X Z

ABUCAY MULTIPURPOSE COOPERATIVE

ACELINA SCHOOL INC.

STEP 5. Select **Type of Application** among the choices in **Transaction Type**.



The screenshot displays the LANDBANK website interface. At the top, the LANDBANK logo is visible, followed by a navigation bar with links: Home, Merchant, Security, Forms, Terms & Conditions, FAQ, and Contact Us. Below this, a breadcrumb trail shows 'Home Merchants Transactions', and the main heading is 'Transactions'.

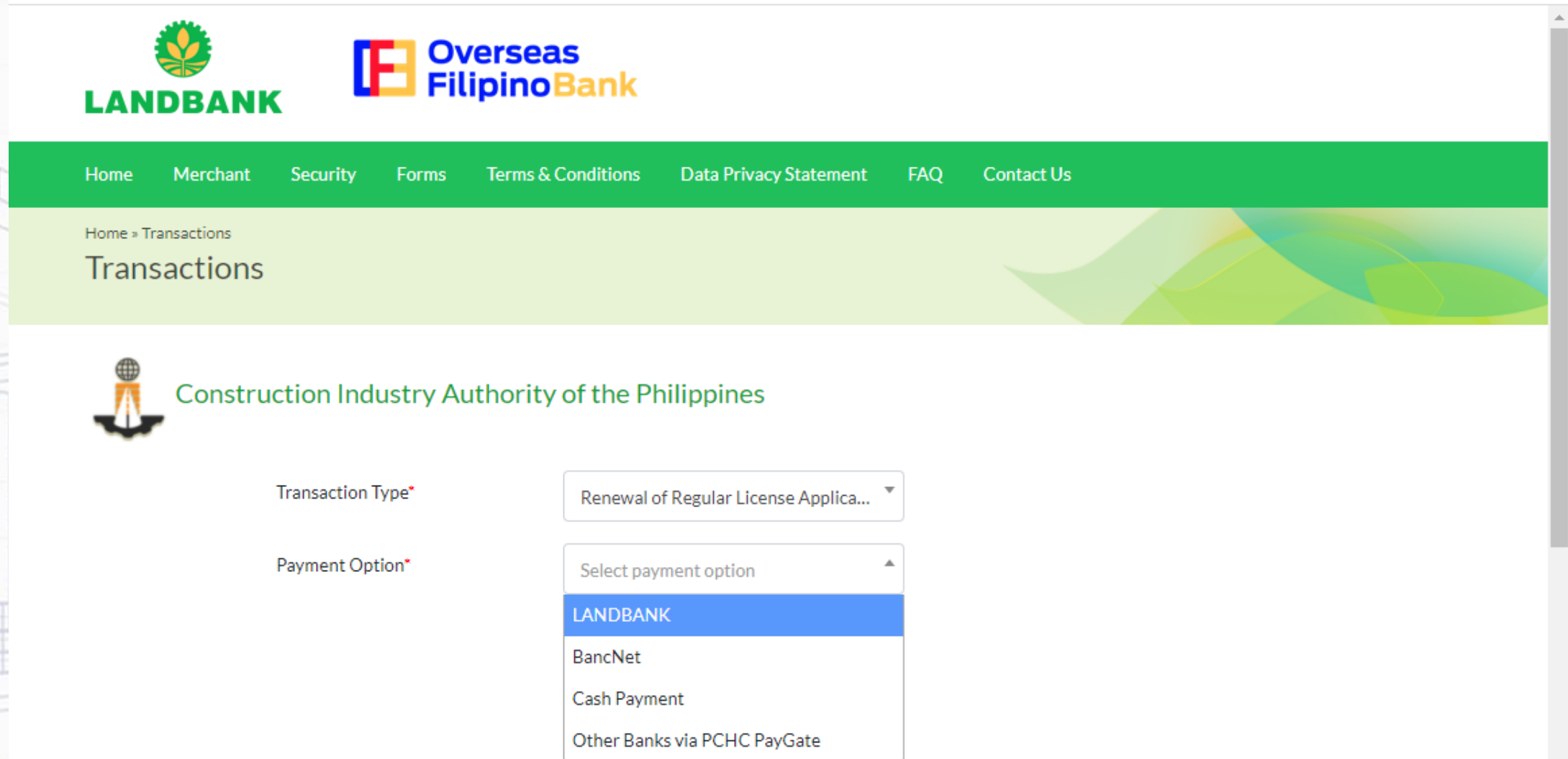
The main content area features the 'Construction Industry Authority of the Philippines' logo and the text 'Select Transaction Type*'. Below this text are two buttons: 'Submit' and 'Back'.

A dropdown menu is open, showing the following options:

- Choose type of fee -
- Additional/Reclassification/Upgrading/Amendments
- ARC Fees
- CIAC Fees
- CIAP Fees
- New Regular License Application
- POCB Fees
- Renewal of Regular License Application** (highlighted and circled in red)
- Special License (New/ Renewal)

The footer of the page includes the LAND BANK OF THE PHILIPPINES logo, a navigation bar with links: About Us, Careers, Contact Us, FAQs, Terms & Conditions, and Security Policy. At the bottom, it states 'LANDBANK is regulated by the Bangko Sentral ng Pilipinas.'

STEP 6. In Payment Option, select **Cash Payment**.



The screenshot displays the Landbank website interface. At the top, the Landbank and Overseas Filipino Bank logos are visible. A green navigation bar contains links: Home, Merchant, Security, Forms, Terms & Conditions, Data Privacy Statement, FAQ, and Contact Us. Below this, a breadcrumb trail shows 'Home » Transactions' and the page title 'Transactions' is displayed. The main content area features the logo and name of the 'Construction Industry Authority of the Philippines'. Below this, there are two dropdown menus. The first, 'Transaction Type*', has 'Renewal of Regular License Applica...' selected. The second, 'Payment Option*', is open, showing a list of options: 'Select payment option' (the current selection), 'LANDBANK' (highlighted in blue), 'BancNet', 'Cash Payment', and 'Other Banks via PCHC PayGate'.


LANDBANK

Overseas Filipino Bank

Home Merchant Security Forms Terms & Conditions Data Privacy Statement FAQ Contact Us

Home » Transactions

Transactions

 Construction Industry Authority of the Philippines

Transaction Type* Renewal of Regular License Applica...

Payment Option* Select payment option

LANDBANK

BancNet

Cash Payment

Other Banks via PCHC PayGate

STEP 7. Under the “Amount” field, enter the Total Amount to be paid as indicated in the Payments Tab/Page (refer to STEP 1).

STEP 8. Fill-out the Transaction Form according to the Summary of Fees Detail as mentioned in STEP 1. For the email address, please use the email address used in the PCAB Portal.

STEP 9. Review Transaction Form Details. If all information are correct, Enter the code for CAPTCHA and click **Continue**.

Transaction Type*	Renewal of Regular License Applica...
Payment Option*	LANDBANK
LANDBANK Account No.*	
Amount*	0.00
Contractors License Number*	Enter Contractors License Numb
Name of Firm*	Enter Name of Firm
Email Address*	Enter Email Address

Legend: * are required fields



Type text above

Continue »

STEP 10. You will be redirected to a new page which reflects Review Transaction Details. If all information are correct, tick the box for **Terms and Conditions** and click **Submit**.

Transaction Details

Merchant Name	Construction Industry Authority of the Philippines
Transaction Type	Renewal of Regular License Application
Email	Dsolutionsph@gmail.com
Filing Fee	1200
Category Review	4800
License Fee	100
Additional Processing Fee	0
Additional License Fee	0
Surcharge	0
Certified True Copy	0
Documentary Stamp Tax	30
Legal Research Fund	12
Name Of Firm	Contrators Name
Category	A
Op Number	12345

Payment Summary

Payment Option	Cash Payment
Transaction Amount	PhP 6,142.00
Transaction Fee	PhP 30.00
Total Amount	PhP 6,172.00

☒ I certify that I am at least 18 years old and have read, understood, and agreed to the [Terms and Conditions](#).


Submit




Cancel

STEP 11. You will redirected to MYEG Payment Gateway. You are given **2 days to pay** to MYEG partner outlet or your payment reference will be invalid. Select the logo on where you want to pay (ECPay, Bayad Express or 7-11) then click **Proceed, OK**.

Choose a payment method

Choose a payment method below and fill out the following information


Over The Counter

Note: Please take note that if you choose this payment method, an additional fee of PHP 0.00 will be collected by this bank / payment partner. If you not agree with this fee, please select a different payment bank / channel option.

Disclaimer: Please be informed that your transaction must be paid before **18-06-2020 11:59:59 PM**. Otherwise, your non-payment thereof within the said period shall automatically render the same as a failed transaction.

Payment Details

Order Number	2568851
Name	LandBank LinkBiz Portal Merchant
Product Description	3010
Amount	PHP 6,142.00
Bank Fee	PHP 0.00
Convenience Fee	PHP 30.00
Total Amount Due	PHP 6,172.00

[Cancel](#) [Proceed](#)

payment.myeg.ph says

Are you sure you want to proceed?

[OK](#) [Cancel](#)

STEP 12. Wait for the Payment Result to appear.

Thank you for using the MYEG PH payment facility. You may proceed with the bills payment at any 7-11 nearest you.

Do not close the browser.
You will be redirect to merchant in 3 seconds
Please click [HERE](#) if you are not redirected

Payment Instructions

Billor Name	MYEGPH
Reference Number	3QP5L96GG3
Name	LandBank LinkBiz Portal Merchant
Transaction Amount	PHP 6,142.00
Bank Fee	PHP 0.00
Convenience Fee	PHP 30.00
Total Amount Due	PHP 6,172.00
Product Description	3010
Expiry Date	18-06-2020 11:59:59 PM

Step 1: List of accredited 7-11 payment partners <http://www.ecpay.com.ph/partner-outlet-finder/>

Step 2: Present the reference number as stated from the payment instruction.

General Rules

1. Teller will only accept **CASH** payments.
2. Customer needs to pay the EXACT amount indicated above. Any excess amount shall be forfeited and payments made with less than the amount indicated will not be processed.
3. In case you mistakenly made a short payment, you should contact us immediately using the following support channels support@myeg.ph , +632 534 6781 . **NEVER** attempt to correct the issue by making another bills payment using the same Reference Number.
4. If you are paying multiple reference number transactions, you should pay it separately for each reference number. These transactions should not be paid into a single transaction.
5. Any product-specific concern and inquiries, customer should contact the merchant directly.



Payment Result

Your transaction is pending. Details are as follows :

Reference Number	3QP5L96GG3
Name	LandBank LinkBiz Portal Merchant
Email	dsolutionsph@gmail.com
Date & Time	16 Jun 2020 11:48 am
Order Number	2568851
Transaction ID	82067
Transaction Amount	PHP 6,142.00
Product Description	3010
Bank Fee	PHP 0.00
Convenience Fee	PHP 30.00
Total Amount Due	PHP 6,172.00
Expiry Date	18-06-2020 11:59:59 PM

STEP 13. You will receive a copy of payment instruction in your **email**. Print/take a photo of the payment instruction.

myeg
PHILIPPINES

7-11 Payment Instructions

Thank you for using the MYEG PH payment facility. You may proceed with the bills payment at any 7-11 nationwide nearest you.

Payment Instructions

Biller Name	MYEGPH
Reference No	3QP5LAFIZ7
Customer Name	LandBank LinkBiz Portal Merchant
Product Description	3010
Transaction Amount	PHP 123.00
Bank Fee	PHP 0.00
Convenience Fee	PHP 30.00
Total Amount	PHP 153.00
Expiry Date	10-01-2021 11:59:59 PM

Take note of the
Biller Name
"MYEGPH"

Take note of the
Reference No

Take note of the
Transaction Amount



STEP 14. Visit the branch of the selected payment facility.

STEP 15. To pay via 7/11, proceed to a **CLIQQ Machine** first (see instruction below). Pay under **Biller Name: "MYEGPH"** and enter **Reference No, Transaction Amount** (refer to Step 13) and **your Mobile Number** (video tutorial: <https://www.youtube.com/watch?v=u89puu36eM8>).



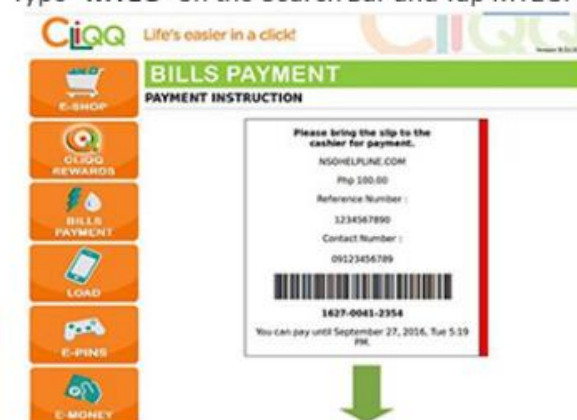
Go to any 7-11 outlet. On the CLIQQ Machine touchscreen, tap "BILLS PAYMENT".



Type "MYEG" on the Search Bar and Tap MYEGPH



Fill out your information needed then tap "NEXT".



Machine will dispense a receipt to be presented to the 7-11 cashier and pay the necessary fee.

STEP 16. Once you completed the transaction, you will received payment confirmation on your email. Print it as PDF so you can upload it to PCAB portal.

STEP 17. Go back to PCAB Portal application and click on Payment Tab/Page. Enter the payment confirmation number and amount paid. Upload the copy of payment confirmation and click on Submit button.





STEP 1

[Click here to return to Table of Contents](#)

68

Accomplish the entire **Payment Tab/Page (Other Payment Options - Other)**.

Payment

Summary of Applicant:

Company Name: IMAGINATION-SAMPLE
License Number: 99999
License Category: AAA
Type: Renewal
CFY: 2021/2022

Summary of Fees:

1. Filing Fee 1,200.00
2. Category Review 28,800.00
3. License Fee 100.00
4. Documentary Stamp Tax 30.00
5. Legal Research Fund 12.00
6. Additional Processing Fee 0.00
7. Additional License Fee 0.00
Total amount to be paid (PHP): 30,142.00

Registration for Government Infrastructure Projects

1. Filing Fee: 1,200.00
2. Project Kind Fee
---First Project Kind: 4,800.00
---Per Succeeding Project Kinds - each: $1 * 1,200.00 = 1,200.00$
3. Documentary Stamp Tax: 30.00
4. Legal Research Fund: 12.00
Total ARCC (PHP): 7,242.00

Total for license and ARCC: 37,384.00

Pay with PayMaya e-wallet

- For this kind of payment PayMaya charges fixed convenience fee of PHP 8.00 per transaction. Convenience fee is calculated on top of PCAB fees and will not be part of the collection of PCAB but will go to the account of PayMaya
- PCAB Total Fees: PHP37,384.00
- PayMaya Convenience Fee: PHP 8.00
- You will be charged: PHP37,392.00

Tap or double click the PayMaya Logo to proceed.



Debit/ Credit Card (Visa, Mastercard, JCB)


- Payment of renewal fee can be done using Debit / Credit Card through PayMaya.
- For this kind of payment PayMaya charges 1.25% convenience fee on top of PCAB fees. The convenience fee will not be part of the collection of PCAB but will go to the account of PayMaya
- PCAB Total Fees: PHP37,384.00
- PayMaya Convenience Fee (1.25% of amount): PHP467.30
- You will be charged: PHP37,851.30

Tap or double click the PayMaya Logo to proceed.



Coming soon: Landbank Link.BizPortal

- This option is currently unavailable. It will be enabled soon. Meanwhile kindly use other available options
- For this kind of payment Landbank charges convenience fee on top of PCAB fees. The convenience fee will not be part of the collection of PCAB but will go to the account of PayMaya
- PCAB Total Fees: PHP37,384.00
- Landbank Convenience Fee: PHP ???



Other Payment Options

Other
Important:

- For those who paid through **Other Payment Options (Landbank LinkBiz Portal / DTI-CIAP Makati Cashier / DTI-CIAP windows)**, click the Other to upload the copy of Official Receipt.
- Important: Do NOT upload copies of receipt from PayMaya and do NOT upload copies of Manager's Check in the Other Payment Options**



STEP 2

[Click here to return to Table of Contents](#)

69

Accomplish the entire **Payment** Tab/Page (**Other Payment Options - Other**).

- Make sure to encode the Official Receipt details correctly.
- **Upload a scanned copy of Official Receipt in one PDF file**

Payment Confirmation Number *

123456

If you have separate payments:

You may put 2 confirmation numbers, separated by the word "AND".

Amount Paid *

₱35,142.00

Put here the total of the payment(s) that you made.

Date of Payment *

4/6/2021



Upload scan/screenshot of deposit/payment confirmation *

Upload

or drag files here.

Allowed file types: jpeg, jpg, bmp, png, pdf (If you have 2 separate payments - license renewal and ARCC, please combine two scans/screenshots in one file)

Submit

Once done, click the **Submit** button to save the record. The applicant will be redirected to the **Home** Tab/Page

- **Important: Do NOT upload copies of receipt from PayMaya and do NOT upload copies of Manager's Check in the Other Payment Options**

Important:

If application fee had already been paid through PayMaya, the payment will be reconciled by the system automatically.

Hence, there is no need to upload and accomplish anything here.

Payment Options:

[Click here to get detailed instructions how to pay and available options for payments for the renewal of the Contractor's license.](#)

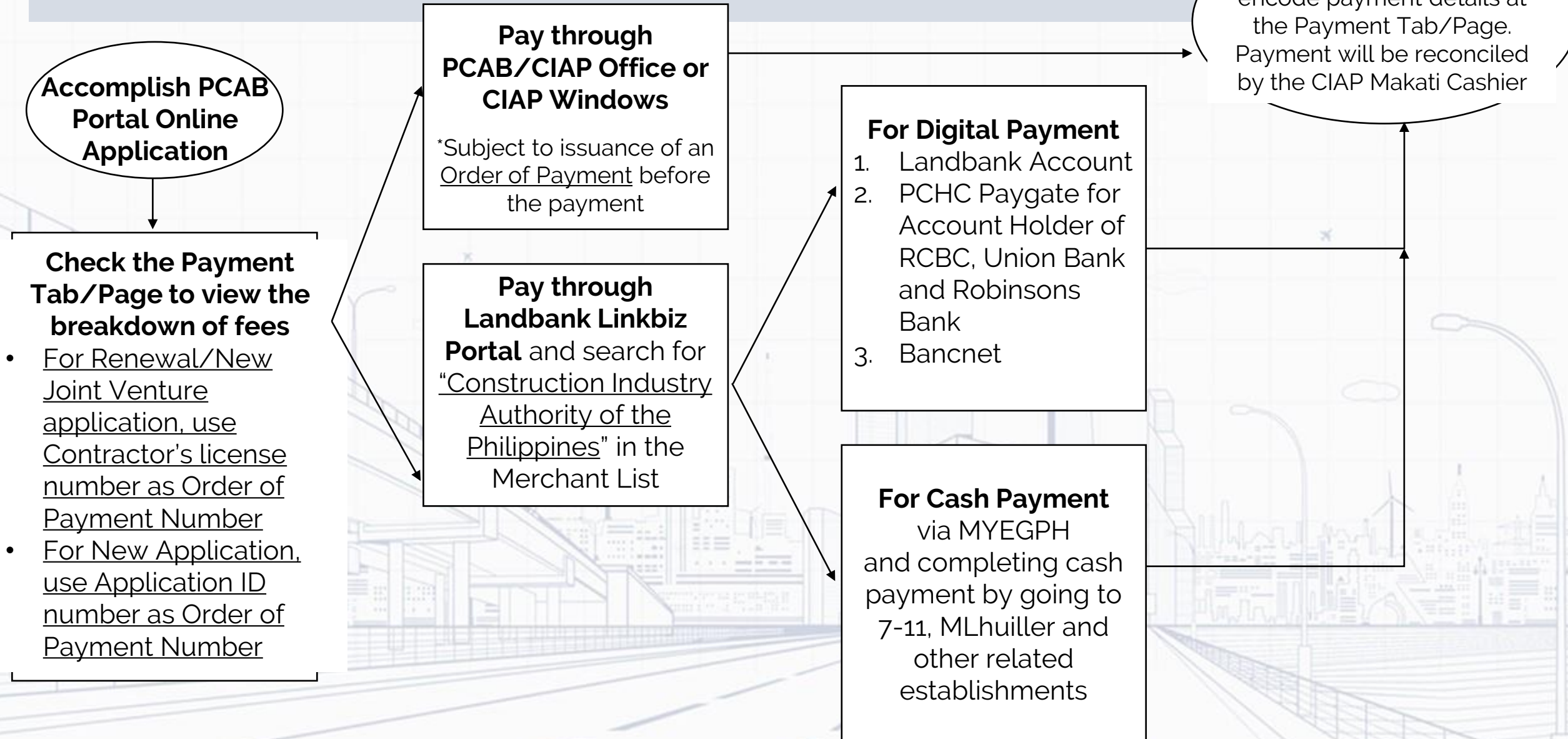
Click here to get detailed instructions how to pay via **Landbank LinkBiz Portal website / DTI-CIAP Makati Cashier / DTI-CIAP windows**

Other Payment Options: DTI-CIAP Makati Cashier / DTI-CIAP windows



Payment Processing Flow

[Click here to return to Table of Contents](#)





PCAB and CIAP Windows and Contact Details

[Click here to return to Table of Contents](#)

72

CIAP Windows Staff	Region/Province	DTI Office Address	Email
PCAB Main Office	Makati City	5 th Floor Executive Building Center, Sen. Gil Puyat Avenue, Makati City	pcab@construction.gov.ph / ciappcab.main@gmail.com
N/A	Baguio City	Pine Lake View Bldg., 9 Otek St., Baguio City 2600	ciap.dti.car@gmail.com
Jonathan David	Angeles City (Pampanga)	Malikhain St., Cor. Maagap St., Diosdado Macapagal Government Center, City of San Fernando, Pampanga	ciap.window3@gmail.com
Aaron Arellano	Legazpi City (Albay)	3F, Capitol Annex Bldg. Old Albay Distrcit, Legazpi City	ciap.window5@gmail.com
Claire Roma	Cebu City	3F WDC Bldg., Osmena Blvd.,cor. P. Burgos St., Cebu City 6000	ciap.window7@gmail.com
Allan Ripalda	Palo (Leyte)	2F Leyte Academic Center Pawing, Palo, Leyte	allanripalda.ciapdtiro8@gmail.co m
Alex Domingo	Davao City	4F Mintrade Bldg., Monteverde cor. Sales Sts., Davao City,	pcabdavao@yahoo.com
Eric Rosales	Cagayan de Oro City	Corrales-Luna STs Cagayan de Oro City	ciapwindowro10@gmail.com

STEP 1. Proceed to the Payment Tab/Page of the PCAB Portal application to view the summary of fees to be paid.

STEP 2. Go to CIAP Makati Office / CIAP Window Office

STEP 3. Receive an Order of Payment from the PCAB Staff/CIAP Window Staff

STEP 4. Pay at the CIAP Makati Cashier / CIAP Window Cashier

STEP 5. Once you completed the transaction, receive an Official Receipt.

STEP 6. Go back to PCAB Portal application and click on Payment Tab/Page. Enter the Official Receipt number and amount paid. Upload the copy of Official Receipt and click on Submit button.



STEP 1

[Click here to return to Table of Contents](#)

74

Accomplish the entire **Payment Tab/Page (Other Payment Options - Other)**.

Payment

Summary of Applicant:

Company Name: IMAGINATION-SAMPLE
License Number: 99999
License Category: AAA
Type: Renewal
CFY: 2021/2022

Summary of Fees:

1. Filing Fee 1,200.00
2. Category Review 28,800.00
3. License Fee 100.00
4. Documentary Stamp Tax 30.00
5. Legal Research Fund 12.00
6. Additional Processing Fee 0.00
7. Additional License Fee 0.00
Total amount to be paid (PHP): 30,142.00

Registration for Government Infrastructure Projects

1. Filing Fee: 1,200.00
2. Project Kind Fee
---First Project Kind: 4,800.00
---Per Succeeding Project Kinds - each: 1 * 1,200.00 = 1,200.00
3. Documentary Stamp Tax: 30.00
4. Legal Research Fund: 12.00
Total ARCC (PHP): 7,242.00

Total for license and ARCC: 37,384.00

Pay with PayMaya e-wallet

- For this kind of payment PayMaya charges fixed convenience fee of PHP 8.00 per transaction. Convenience fee is calculated on top of PCAB fees and will not be part of the collection of PCAB but will go to the account of PayMaya
- PCAB Total Fees: PHP37,384.00
- PayMaya Convenience Fee: PHP 8.00
- You will be charged: PHP37,392.00

Tap or double click the PayMaya Logo to proceed.



Debit/ Credit Card (Visa, Mastercard, JCB)


- Payment of renewal fee can be done using Debit / Credit Card through PayMaya.
- For this kind of payment PayMaya charges 1.25% convenience fee on top of PCAB fees. The convenience fee will not be part of the collection of PCAB but will go to the account of PayMaya
- PCAB Total Fees: PHP37,384.00
- PayMaya Convenience Fee (1.25% of amount): PHP467.30
- You will be charged: PHP37,851.30

Tap or double click the PayMaya Logo to proceed.



Coming soon: Landbank Link.BizPortal

- This option is currently unavailable. It will be enabled soon. Meanwhile kindly use other available options
- For this kind of payment Landbank charges convenience fee on top of PCAB fees. The convenience fee will not be part of the collection of PCAB but will go to the account of PayMaya
- PCAB Total Fees: PHP37,384.00
- Landbank Convenience Fee: PHP ???



Other Payment Options

Other
Important:

- For those who paid through **Other Payment Options (Landbank LinkBiz Portal / DTI-CIAP Makati Cashier / DTI-CIAP windows)**, click the Other to upload the copy of Official Receipt.
- Important: Do NOT upload copies of receipt from PayMaya and do NOT upload copies of Manager's Check in the Other Payment Options**



STEP 2

[Click here to return to Table of Contents](#)

75

Accomplish the entire **Payment** Tab/Page (**Other Payment Options - Other**).

- Make sure to encode the Official Receipt details correctly.
- **Upload a scanned copy of Official Receipt in one PDF file**

Payment Confirmation Number *

123456

If you have separate payments:

You may put 2 confirmation numbers, separated by the word "AND".

Amount Paid *

₱35,142.00

Put here the total of the payment(s) that you made.

Date of Payment *

4/6/2021



Upload scan/screenshot of deposit/payment confirmation *

Upload

or drag files here.

Allowed file types: jpeg, jpg, bmp, png, pdf (If you have 2 separate payments - license renewal and ARCC, please combine two scans/screenshots in one file)

Submit

Once done, click the **Submit** button to save the record. The applicant will be redirected to the **Home** Tab/Page

- **Important: Do NOT upload copies of receipt from PayMaya and do NOT upload copies of Manager's Check in the Other Payment Options**

Important:

If application fee had already been paid through PayMaya, the payment will be reconciled by the system automatically.

Hence, there is no need to upload and accomplish anything here.

Payment Options:

[Click here to get detailed instructions how to pay and available options for payments for the renewal of the Contractor's license.](#)

Click here to get detailed instructions how to pay via **Landbank LinkBiz Portal website / DTI-CIAP Makati Cashier / DTI-CIAP windows**

Scan Me



pcab.construction.gov.ph
pcabgovph.com

